

**School District**  
**Statement of Financial Information (SOFI)**  
**School District No. 33 (Chilliwack)**  
**Fiscal Year Ended June 30, 2021**

**TABLE OF CONTENTS**

Documents are arranged in the following order:

1. Approval of Statement of Financial Information
2. Financial Information Act Submission Checklist
3. Management Report
4. Audited Financial Statements
5. Schedule of Debt
6. Schedule of Guarantee and Indemnity Agreements
7. Schedule of Remuneration and Expenses including:
  - Statement of Severance Agreements
  - Reconciliation or explanation of differences to Audited Financial Statements
8. Schedule of Payments for the Provision of Goods and Services including:
  - Reconciliation or explanation of differences to Audited Financial Statements



Ministry  
of Education

## SCHOOL DISTRICT STATEMENT OF FINANCIAL INFORMATION (SOFI)

6049

SCHOOL DISTRICT NUMBER	NAME OF SCHOOL DISTRICT	YEAR
33	Chilliwack	2021
OFFICE LOCATION(S)	TELEPHONE NUMBER	
8430 Cessna Drive	604-792-1321	
MAILING ADDRESS		
8430 Cessna Drive		
CITY	PROVINCE	POSTAL CODE
Chilliwack	BC	V2P 7K4
NAME OF SUPERINTENDENT	TELEPHONE NUMBER	
Rohan Arul-Pragasam	604-703-1779	
NAME OF SECRETARY TREASURER	TELEPHONE NUMBER	
Gerry Slykhuis	604-703-1781	

### DECLARATION AND SIGNATURES

We, the undersigned, certify that the attached is a correct and true copy of the Statement of Financial Information for the year ended  
June 30, 2021

for School District No. 33 as required under Section 2 of the Financial Information Act.

SIGNATURE OF CHAIRPERSON OF THE BOARD OF EDUCATION	DATE SIGNED
	Dec. 7, 2021
SIGNATURE OF SUPERINTENDENT	DATE SIGNED
	Dec. 7, 2021
SIGNATURE OF SECRETARY TREASURER	DATE SIGNED
	Dec. 7, 2021

## Statement of Financial Information for Year Ended June 30, 2021

### Financial Information Act-Submission Checklist

	<i>Due Date</i>
a) <input type="checkbox"/> A statement of assets and liabilities (audited financial statements).	<i>September 30</i>
b) <input type="checkbox"/> An operational statement including, i) a Statement of Income and ii) a Statement of Changes in Financial Position, or, if omitted, an explanation in the Notes to Financial Statements (audited financial statements)	<i>September 30</i>
c) <input type="checkbox"/> A schedule of debts (audited financial statements).	<i>September 30</i>
d) <input type="checkbox"/> A schedule of guarantee and indemnity agreements including the names of the entities involved and the amount of money involved. (Note: Nil schedules can be submitted December 31).	<i>September 30</i>
e) A schedule of remuneration and expenses, including:	<i>December 31</i>
<input type="checkbox"/> i) an alphabetical list of employees earning over \$75,000, the total amount of expenses paid to or on behalf of each employee for the year reported and a consolidated total for employees earning under \$75,000. If the total wages and expenses differs from the audited financial statements, an explanation is required.	
<input type="checkbox"/> ii) a list by name and position of Board Members with the amount of any salary and expenses paid to or on behalf of the member	
<input type="checkbox"/> iii) the number of severance agreements started during the fiscal year and the range of months' pay covered by the agreement, in respect of excluded employees. If there are no agreements to report, an explanation is required	
f) <input type="checkbox"/> An alphabetical list of suppliers receiving over \$25,000 and a consolidated total for those suppliers receiving less than \$25,000. If the total differs from the Audited Financial Statements, an explanation is required.	<i>December 31</i>
g) <input type="checkbox"/> Approval of Statement of Financial Information.	<i>December 31</i>
h) <input type="checkbox"/> A management report approved by the Chief Financial Officer	<i>December 31</i>

School District Number & Name No. 33 (Chilliwack)

**School District  
Statement of Financial Information (SOFI)**

**School District No. 33 (Chilliwack)**

**Fiscal Year Ended June 30, 2021**

**MANAGEMENT REPORT**

The Financial Statements contained in this Statement of Financial Information under the *Financial Information Act* have been prepared by management in accordance with Canadian generally accepted accounting principles and the integrity and objectivity of these statements are management's responsibility.

Management is also responsible for all other schedules of financial information and for ensuring this information is consistent, where appropriate, with the information contained in the financial statements and for implementing and maintaining a system of internal controls to provide reasonable assurance that reliable financial information is produced.

The Board of Education is responsible for ensuring that management fulfils its responsibilities for financial reporting and internal control and for approving the financial information included in the Statement of Financial Information.


The external auditors, KPMG, conduct an independent examination, in accordance with generally accepted auditing standards, and express their opinion on the financial statements as required by the *School Act*. Their examination does not relate to the other schedules of financial information required by the *Financial Information Act*. Their examination includes a review and evaluation of the board's system of internal control and appropriate tests and procedures to provide reasonable assurance that the financial statements are presented fairly.

On behalf of School District



\_\_\_\_\_  
Rohan Arul-Pragasam, Superintendent

Date:



\_\_\_\_\_  
Gerry Slykhuis, Secretary Treasurer

Date:

Prepared as required by *Financial Information Regulation*, Schedule 1, section 9

Audited Financial Statements of

# **School District No. 33 (Chilliwack)**

And Independent Auditors' Report thereon

June 30, 2021

# School District No. 33 (Chilliwack)

June 30, 2021

## Table of Contents

Management Report .....	1
Independent Auditors' Report .....	2-4
Statement of Financial Position - Statement 1 .....	5
Statement of Operations - Statement 2 .....	6
Statement of Changes in Net Debt - Statement 4 .....	7
Statement of Cash Flows - Statement 5 .....	8
Notes to the Financial Statements .....	9-30
Schedule of Changes in Accumulated Surplus (Deficit) by Fund - Schedule 1 (Unaudited) .....	31
Schedule of Operating Operations - Schedule 2 (Unaudited) .....	32
Schedule 2A - Schedule of Operating Revenue by Source (Unaudited) .....	33
Schedule 2B - Schedule of Operating Expense by Object (Unaudited) .....	34
Schedule 2C - Operating Expense by Function, Program and Object (Unaudited) .....	35
Schedule of Special Purpose Operations - Schedule 3 (Unaudited) .....	37
Schedule 3A - Changes in Special Purpose Funds and Expense by Object (Unaudited) .....	38
Schedule of Capital Operations - Schedule 4 (Unaudited) .....	41
Schedule 4A - Tangible Capital Assets (Unaudited) .....	42
Schedule 4B - Tangible Capital Assets - Work in Progress (Unaudited) .....	43
Schedule 4C - Deferred Capital Revenue (Unaudited) .....	44
Schedule 4D - Changes in Unspent Deferred Capital Revenue (Unaudited) .....	45

# School District No. 33 (Chilliwack)

## MANAGEMENT REPORT

Version: 2912-2166-9184

### Management's Responsibility for the Financial Statements.

The accompanying financial statements of School District No. 33 (Chilliwack) have been prepared by management in accordance with the accounting requirements of Section 23.1 of the Budget Transparency and Accountability Act of British Columbia, supplemented by Regulations 257/2010 and 198/2011 issued by the Province of British Columbia Treasury Board, and the integrity and objectivity of these statements are management's responsibility. Management is also responsible for all of the notes to the financial statements and schedules, and for ensuring that this information is consistent, where appropriate, with the information contained in the financial statements.

The preparation of financial statements necessarily involves the use of estimates based on management's judgment particularly when transactions affecting the current accounting period cannot be finalized with certainty until future periods.

Management is also responsible for implementing and maintaining a system of internal controls to provide reasonable assurance that assets are safeguarded, transactions are properly authorized and reliable financial information is produced.

The Board of Education of School District No. 33 (Chilliwack) (called the "Board") is responsible for ensuring that management fulfills its responsibilities for financial reporting and internal control and exercises these responsibilities through the Board. The Board reviews internal financial statements on a monthly basis and externally audited financial statements yearly.

The external auditors, KPMG LLP, conduct an independent examination, in accordance with Canadian generally accepted auditing standards, and express their opinion on the financial statements. The external auditors have full and free access to financial management of School District No. 33 (Chilliwack) and meet when required. The accompanying Independent Auditors' Report outlines their responsibilities, the scope of their examination and their opinion on the School District's financial statements.

On behalf of School District No. 33 (Chilliwack)



Signature of the Chairperson of the Board of Education

September 14, 2021


Date Signed



Signature of the Superintendent

September 14, 2021

Date Signed



Signature of the Secretary Treasurer

September 14, 2021

Date Signed



KPMG LLP  
32575 Simon Avenue  
Abbotsford BC V2T 4W6  
Canada  
Telephone (604) 854-2200  
Fax (604) 853-2756

## **INDEPENDENT AUDITORS' REPORT**

To the Board of Education of School District No. 33 (Chilliwack), and  
To the Minister of Education, Province of British Columbia

### ***Opinion***

We have audited the financial statements of School District No. 33 (Chilliwack) (the Entity), which comprise:

- the statement of financial position as at June 30, 2021
- the statement of operations for the year then ended
- the statement of changes in net debt for the year then ended
- the statement of cash flows for the year then ended
- and notes to the financial statements, including a summary of significant accounting policies

(Hereinafter referred to as the “financial statements”).

In our opinion, the accompanying financial statements of the Entity as at and for the year ended June 30, 2021 are prepared, in all material respects, in accordance with the financial reporting provisions of Section 23.1 of the Budget Transparency and Accountability Act of the Province of British Columbia.

### ***Basis for Opinion***

We conducted our audit in accordance with Canadian generally accepted auditing standards. Our responsibilities under those standards are further described in the “Auditors’ Responsibilities for the Audit of the Financial Statements” section of our auditors’ report.

We are independent of the Entity in accordance with the ethical requirements that are relevant to our audit of the financial statements in Canada and we have fulfilled our other ethical responsibilities in accordance with these requirements.

We believe that the audit evidence we have obtained is sufficient and appropriate to provide a basis for our opinion.

### ***Emphasis of Matter – Financial Reporting Framework***

We draw attention to note 2 to the financial statements which describes the applicable financial reporting framework and the significant differences between the financial reporting framework and Canadian public sector accounting standards.

Our opinion is not modified in respect of this matter.



### ***Other Information***

Management is responsible for the other information. Other information comprises:

- Information, other than the financial statements and the auditors' report thereon, included in the Financial Statement Discussion and Analysis document
- Unaudited Schedules 1-4 attached to the audited financial statements

Our opinion on the financial statements does not cover the other information and we do not and will not express any form of assurance conclusion thereon.

In connection with our audit of the financial statements, our responsibility is to read the other information identified above and, in doing so, consider whether the other information is materially inconsistent with the financial statements or our knowledge obtained in the audit, or otherwise appears to be materially misstated.

We obtained the Information, other than the financial statements and the auditors' report thereon, included in the Financial Statement Discussion and Analysis and unaudited schedules as at the date of this auditors' report. If, based on the work we have performed on this other information, we conclude that there is a material misstatement of this other information, we are required to report that fact in the auditors' report.

We have nothing to report in this regard.

### ***Responsibilities of Management and Those Charged with Governance for the Financial Statements***

Management is responsible for the preparation of the financial statements in accordance with the financial reporting provisions of Section 23.1 of the Budget and Transparency and Accountability Act of the Province of British Columbia and for such internal control as management determines is necessary to enable the preparation of financial statements that are free from material misstatement, whether due to fraud or error.

In preparing the financial statements, management is responsible for assessing the Entity's ability to continue as a going concern, disclosing as applicable, matters related to going concern and using the going concern basis of accounting unless management either intends to liquidate the Entity or to cease operations, or has no realistic alternative but to do so.

Those charged with governance are responsible for overseeing the Entity's financial reporting process.

### ***Auditors' Responsibilities for the Audit of the Financial Statements***

Our objectives are to obtain reasonable assurance about whether the financial statements as a whole are free from material misstatement, whether due to fraud or error, and to issue an auditors' report that includes our opinion.

Reasonable assurance is a high level of assurance, but is not a guarantee that an audit conducted in accordance with Canadian generally accepted auditing standards will always detect a material misstatement when it exists.



Misstatements can arise from fraud or error and are considered material if, individually or in the aggregate, they could reasonably be expected to influence the economic decisions of users taken on the basis of the financial statements.

As part of an audit in accordance with Canadian generally accepted auditing standards, we exercise professional judgment and maintain professional skepticism throughout the audit.

We also:

- Identify and assess the risks of material misstatement of the financial statements, whether due to fraud or error, design and perform audit procedures responsive to those risks, and obtain audit evidence that is sufficient and appropriate to provide a basis for our opinion.
- The risk of not detecting a material misstatement resulting from fraud is higher than for one resulting from error, as fraud may involve collusion, forgery, intentional omissions, misrepresentations, or the override of internal control.
- Obtain an understanding of internal control relevant to the audit in order to design audit procedures that are appropriate in the circumstances, but not for the purpose of expressing an opinion on the effectiveness of the Entity's internal control.
- Evaluate the appropriateness of accounting policies used and the reasonableness of accounting estimates and related disclosures made by management.
- Conclude on the appropriateness of management's use of the going concern basis of accounting and, based on the audit evidence obtained, whether a material uncertainty exists related to events or conditions that may cast significant doubt on the Entity's ability to continue as a going concern. If we conclude that a material uncertainty exists, we are required to draw attention in our auditors' report to the related disclosures in the financial statements or, if such disclosures are inadequate, to modify our opinion. Our conclusions are based on the audit evidence obtained up to the date of our auditors' report. However, future events or conditions may cause the Entity to cease to continue as a going concern.
- Communicate with those charged with governance regarding, among other matters, the planned scope and timing of the audit and significant audit findings, including any significant deficiencies in internal control that we identify during our audit.

A handwritten signature in black ink that reads 'KPMG LLP'. The signature is written in a cursive, stylized font and is underlined with a single horizontal stroke.

Chartered Professional Accountants


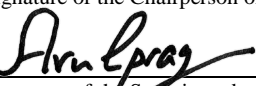

Abbotsford, Canada  
September 14, 2021

# School District No. 33 (Chilliwack)

Statement 1

## Statement of Financial Position

As at June 30, 2021

	2021 Actual \$	2020 Actual \$
<b>Financial Assets</b>		
Cash and Cash Equivalents	39,236,198	32,347,549
Accounts Receivable		
Due from Province - Ministry of Education	4,859,056	1,248,387
Due from First Nations	78,303	167,765
Other (Note 3)	502,668	199,902
<b>Total Financial Assets</b>	<b>44,676,225</b>	<b>33,963,603</b>
<b>Liabilities</b>		
Accounts Payable and Accrued Liabilities		
Other (Note 4)	23,195,565	18,414,475
Unearned Revenue (Note 5)	1,407,600	716,681
Deferred Revenue (Note 6)	2,084,801	1,473,638
Deferred Capital Revenue (Note 7)	197,827,652	168,825,894
Employee Future Benefits (Note 8)	4,027,631	3,832,170
Other Liabilities	1,075,441	544,076
<b>Total Liabilities</b>	<b>229,618,690</b>	<b>193,806,934</b>
<b>Net Debt</b>	<b>(184,942,465)</b>	<b>(159,843,331)</b>
<b>Non-Financial Assets</b>		
Tangible Capital Assets (Note 9)	258,153,321	230,798,095
Restricted Assets (Endowments) (Note 11)	73,261	73,261
Prepaid Expenses	1,226,560	447,956
<b>Total Non-Financial Assets</b>	<b>259,453,142</b>	<b>231,319,312</b>
<b>Accumulated Surplus (Deficit)</b>	<b>74,510,677</b>	<b>71,475,981</b>
Contractual Obligations (Note 15)		
Contingent Liabilities (Note 16)		
Approved by the Board		
		September 14, 2021
Signature of the Chairperson of the Board of Education		Date Signed
		September 14, 2021
Signature of the Superintendent		Date Signed
		September 14, 2021
Signature of the Secretary Treasurer		Date Signed

# School District No. 33 (Chilliwack)

Statement 2

Statement of Operations  
Year Ended June 30, 2021

	2021 Budget	2021 Actual	2020 Actual
	\$	\$	\$
<b>Revenues</b>			
Provincial Grants			
Ministry of Education	158,381,880	<b>157,832,808</b>	146,689,435
Other	150,000	<b>213,713</b>	291,892
Tuition	770,079	<b>831,627</b>	1,635,323
Other Revenue	5,650,968	<b>4,515,268</b>	5,730,402
Rentals and Leases	130,000	<b>130,479</b>	368,715
Investment Income	257,500	<b>333,097</b>	420,490
Gain (Loss) on Disposal of Tangible Capital Assets	627,738	<b>627,738</b>	
Amortization of Deferred Capital Revenue	7,220,921	<b>7,066,811</b>	6,999,303
<b>Total Revenue</b>	<u>173,189,086</u>	<u><b>171,551,541</b></u>	<u>162,135,560</u>
<b>Expenses</b>			
Instruction	141,286,040	<b>137,367,885</b>	128,511,721
District Administration	4,672,449	<b>4,641,145</b>	4,442,711
Operations and Maintenance	23,848,872	<b>22,961,708</b>	23,815,412
Transportation and Housing	3,819,082	<b>3,546,107</b>	4,024,838
<b>Total Expense</b>	<u>173,626,443</u>	<u><b>168,516,845</b></u>	<u>160,794,682</u>
<b>Surplus (Deficit) for the year</b>	<u>(437,357)</u>	<u><b>3,034,696</b></u>	<u>1,340,878</u>
<b>Accumulated Surplus (Deficit) from Operations, beginning of year</b>		<b>71,475,981</b>	70,135,103
<b>Accumulated Surplus (Deficit) from Operations, end of year</b>		<u><u><b>74,510,677</b></u></u>	<u><u>71,475,981</u></u>

**School District No. 33 (Chilliwack)**

Statement 4

Statement of Changes in Net Debt

Year Ended June 30, 2021

	2021 Budget	2021 Actual	2020 Actual
	\$	\$	\$
<b>Surplus (Deficit) for the year</b>	(437,357)	<b>3,034,696</b>	1,340,878
<b>Effect of change in Tangible Capital Assets</b>			
Acquisition of Tangible Capital Assets	(24,595,862)	<b>(35,528,825)</b>	(13,926,014)
Amortization of Tangible Capital Assets	8,165,587	<b>8,172,899</b>	8,111,684
Net carrying value of Tangible Capital Assets disposed of	(700)	<b>700</b>	
<b>Total Effect of change in Tangible Capital Assets</b>	(16,430,975)	<b>(27,355,226)</b>	(5,814,330)
Acquisition of Prepaid Expenses		<b>(1,226,554)</b>	(447,956)
Use of Prepaid Expenses		<b>447,950</b>	647,240
<b>Total Effect of change in Other Non-Financial Assets</b>	-	<b>(778,604)</b>	199,284
<b>(Increase) Decrease in Net Debt, before Net Remeasurement Gains (Losses)</b>	<u>(16,868,332)</u>	<b>(25,099,134)</b>	(4,274,168)
<b>Net Remeasurement Gains (Losses)</b>			
<b>(Increase) Decrease in Net Debt</b>		<b>(25,099,134)</b>	(4,274,168)
<b>Net Debt, beginning of year</b>		<b>(159,843,331)</b>	(155,569,163)
<b>Net Debt, end of year</b>		<b>(184,942,465)</b>	(159,843,331)

# School District No. 33 (Chilliwack)

Statement 5

## Statement of Cash Flows

Year Ended June 30, 2021

	2021 Actual	2020 Actual
	\$	\$
<b>Operating Transactions</b>		
Surplus (Deficit) for the year	3,034,696	1,340,878
Changes in Non-Cash Working Capital		
Decrease (Increase)		
Accounts Receivable	(3,823,973)	(1,215,775)
Prepaid Expenses	(778,604)	199,284
Increase (Decrease)		
Accounts Payable and Accrued Liabilities	4,781,090	4,289,463
Unearned Revenue	690,919	(547,201)
Deferred Revenue	611,163	100,533
Employee Future Benefits	195,461	206,668
Other Liabilities	531,365	(418,947)
Loss (Gain) on Disposal of Tangible Capital Assets	(627,738)	
Amortization of Tangible Capital Assets	8,172,899	8,111,684
Amortization of Deferred Capital Revenue	(7,066,811)	(6,999,303)
Bylaw Capital Spent on Non Capital Items	(1,752,983)	(2,106,229)
<b>Total Operating Transactions</b>	<b>3,967,484</b>	<b>2,961,055</b>
<b>Capital Transactions</b>		
Tangible Capital Assets Purchased	(5,493,206)	(2,480,029)
Tangible Capital Assets -WIP Purchased	(30,035,619)	(11,445,985)
District Portion of Proceeds on Disposal	628,438	
<b>Total Capital Transactions</b>	<b>(34,900,387)</b>	<b>(13,926,014)</b>
<b>Financing Transactions</b>		
Capital Revenue Received	37,821,552	15,258,601
<b>Total Financing Transactions</b>	<b>37,821,552</b>	<b>15,258,601</b>
<b>Net Increase (Decrease) in Cash and Cash Equivalents</b>	<b>6,888,649</b>	<b>4,293,642</b>
<b>Cash and Cash Equivalents, beginning of year</b>	<b>32,347,549</b>	<b>28,053,907</b>
<b>Cash and Cash Equivalents, end of year</b>	<b>39,236,198</b>	<b>32,347,549</b>
<b>Cash and Cash Equivalents, end of year, is made up of:</b>		
Cash	39,236,198	32,347,549
	<b>39,236,198</b>	<b>32,347,549</b>

**SCHOOL DISTRICT NO. 33 (CHILLIWACK)**  
**NOTES TO FINANCIAL STATEMENTS**  
**YEAR ENDED JUNE 30, 2021**

**NOTE 1      AUTHORITY AND PURPOSE**

The School District, established on April 12, 1946 operates under authority of the *School Act* of British Columbia as a corporation under the name of "The Board of Education of School District No. 33 (Chilliwack)", and operates as "School District No. 33 (Chilliwack)." A board of education ("Board") elected for a four-year term governs the School District. The School District provides educational programs to students enrolled in schools in the district, and is principally funded by the Province of British Columbia through the Ministry of Education. School District No. 33 (Chilliwack) is exempt from federal and provincial corporate income taxes.

The COVID-19 outbreak was declared a pandemic by the World Health Organization in March 2020 and has had a significant financial, market and social dislocating impact worldwide. Under direction of the Provincial Health Officer, all schools suspended in-class instruction in March 2020 and the District remained open to continue to support students and families in a variety of ways. Parents were given the choice to send their children back to school on a gradual and part-time basis beginning June 1, 2020 and full-time beginning Sept 1, 2020 with new health and safety guidelines. The ongoing impact of the pandemic presents uncertainty over future cash flows, may have a significant impact on future operations including decreases in revenue, impairment of receivables, reduction in investment income and delays in completing capital project work. As the situation is dynamic and the ultimate duration and magnitude of the impact are not known, an estimate of the future financial effect on the District is not practicable at this time.

**NOTE 2      SUMMARY OF SIGNIFICANT ACCOUNTING POLICIES**

The financial statements of the School District are prepared by management in accordance with the basis of accounting described below. Significant accounting policies of the School District are as follows:

a) Basis of accounting

The financial statements have been prepared in accordance with Section 23.1 of the *Budget Transparency and Accountability Act of the Province of British Columbia* supplemented by Regulations 257/2010 and 198/2011 issued by the Province of British Columbia Treasury Board.

The *Budget Transparency and Accountability Act* requires that the financial statements be prepared in accordance with the set of standards and guidelines that comprise generally accepted accounting principles for senior governments in Canada, or if the Treasury Board makes a regulation, the set of standards and guidelines that comprise generally accepted accounting principles for senior governments in Canada as modified by the alternate standard or guideline or part thereof adopted in the regulation.

**SCHOOL DISTRICT NO. 33 (CHILLIWACK)**  
**NOTES TO FINANCIAL STATEMENTS**  
**YEAR ENDED JUNE 30, 2021**

**NOTE 2      SUMMARY OF SIGNIFICANT ACCOUNTING POLICIES (Continued)**

a) Basis of Accounting (cont'd)

Regulation 257/2010 requires all tax-payer supported organizations in the Schools, Universities, Colleges and Hospitals sectors to adopt Canadian public sector accounting standards without any PS4200 elections effective their first fiscal year commencing after January 1, 2012.

Regulation 198/2011 requires that restricted contributions received or receivable for acquiring or developing a depreciable tangible capital asset or contributions in the form of a depreciable tangible capital asset are to be deferred and recognized in revenue at the same rate that amortization of the related tangible capital asset is recorded.

For British Columbia tax-payer supported organizations, these contributions include government transfers and externally restricted contributions.

The accounting policy requirements under Regulation 198/2011 are significantly different from the requirements of Canadian public sector accounting standards which requires that:

- government transfers, which do not contain a stipulation that creates a liability, be recognized as revenue by the recipient when approved by the transferor and the eligibility criteria have been met in accordance with public sector accounting standard PS3410; and
- externally restricted contributions be recognized as revenue in the period in which the resources are used for the purpose or purposes specified in accordance with public sector accounting standard PS3100.

As a result, revenue recognized in the statement of operations and certain related deferred capital contributions would be recorded differently under Canadian Public Sector Accounting Standards.

b) Cash and Cash Equivalents

Cash and cash equivalents include deposits in the Provincial Ministry of Finance Central Deposit Program that are readily convertible to known amounts of cash and that are subject to insignificant risk of change in value. These cash equivalents are held for the purpose of meeting short-term cash commitments rather than for investing.

c) Accounts Receivable

Accounts receivable are measured at amortized cost and shown net of allowance for doubtful accounts.



**SCHOOL DISTRICT NO. 33 (CHILLIWACK)**  
**NOTES TO FINANCIAL STATEMENTS**  
**YEAR ENDED JUNE 30, 2021**

**NOTE 2      SUMMARY OF SIGNIFICANT ACCOUNTING POLICIES (Continued)**

d) Unearned Revenue

Unearned revenue includes tuition fees received for courses to be delivered in future periods and receipt of proceeds for services or products to be delivered in a future period. Revenue will be recognized in that future period when the courses, services, or products are provided.

e) Deferred Revenue and Deferred Capital Revenue

Deferred revenue includes contributions received with stipulations that meet the description of restricted contributions in the Restricted Contributions Regulation 198/2011 issued by Treasury Board. When restrictions are met, deferred revenue is recognized as revenue in the fiscal year in a manner consistent with the circumstances and evidence used to support the initial recognition of the contributions received as a liability as detailed in Note 2 (k).

Funding received for the acquisition of depreciable tangible capital assets is recorded as deferred capital revenue and amortized over the life of the asset acquired as revenue in the statement of operations. This accounting treatment is not consistent with the requirements of Canadian public sector accounting standards which require that government transfers be recognized as revenue when approved by the transferor and eligibility criteria have been met unless the transfer contains a stipulation that creates a liability in which case the transfer is recognized as revenue over the period that the liability is extinguished.

f) Liability for Contaminated Sites

Contaminated sites are a result of contamination being introduced into air, soil, water or sediment of a chemical, organic or radioactive material or live organism that exceeds an environmental standard. The liability is recorded net of any expected recoveries. A liability for remediation of contaminated sites is recognized when a site is not in productive use and all the following criteria are met:

- an environmental standard exists;
- contamination exceeds the environmental standard;
- the School District:
  - is directly responsible; or
  - accepts responsibility;
- it is expected that future economic benefits will be given up; and
- a reasonable estimate of the amount can be made.

The liability is recognized as management's estimate of the cost of post-remediation including operation, maintenance and monitoring that are an integral part of the remediation strategy for a contaminated site.

**SCHOOL DISTRICT NO. 33 (CHILLIWACK)**  
**NOTES TO FINANCIAL STATEMENTS**  
**YEAR ENDED JUNE 30, 2021**

**NOTE 2      SUMMARY OF SIGNIFICANT ACCOUNTING POLICIES (Continued)**

g) Employee Future Benefits

The School District provides certain post-employment benefits including vested and non-vested benefits for certain employees pursuant to certain contracts and union agreements. The School District accrues its obligations and related costs including both vested and non-vested benefits under employee future benefit plans. Benefits include vested sick leave, accumulating non-vested sick leave, early retirement, retirement/severance, vacation, overtime and death benefits. The benefits cost is actuarially determined using the projected unit credit method pro-rated on service and using management's best estimate of expected salary escalation, termination rates, retirement rates and mortality. The discount rate used to measure obligations is based on the cost of borrowing. The cumulative unrecognized actuarial gains and losses are amortized over the expected average remaining service lifetime (EARS�) of active employees covered under the plan.

The most recent valuation of the obligation was performed at March 31, 2019 and projected to March 31, 2022. The next valuation will be performed at March 31, 2022 for use at June 30, 2022. For the purposes of determining the financial position of the plans and the employee future benefit costs, a measurement date of March 31 was adopted for all periods subsequent to July 1, 2004.

The School district and its employees make contributions to the Teachers' Pension Plan and Municipal Pension Plan. The plans are multi-employer plans where assets and obligations are not separated. The costs are expensed as incurred.

h) Tangible Capital Assets

The following criteria apply:

- Tangible capital assets acquired or constructed are recorded at cost which includes amounts that are directly related to the acquisition, design, construction, development, improvement or betterment of the assets. Cost also includes overhead directly attributable to construction as well as interest costs that are directly attributable to the acquisition or construction of the asset.
- Donated tangible capital assets are recorded at their fair market value on the date of donation, except in circumstances where fair value cannot be reasonably determined, which are then recognized at nominal value. Transfers of capital assets from related parties are recorded at carrying value.
- Work-in-progress is recorded as an acquisition to the applicable asset class at substantial completion.

**SCHOOL DISTRICT NO. 33 (CHILLIWACK)**  
**NOTES TO FINANCIAL STATEMENTS**  
**YEAR ENDED JUNE 30, 2021**

**NOTE 2      SUMMARY OF SIGNIFICANT ACCOUNTING POLICIES (Continued)**

h) Tangible Capital Assets (cont'd)

- Tangible capital assets are written down to residual value when conditions indicate they no longer contribute to the ability of the School District to provide services or when the value of future economic benefits associated with the sites and buildings are less than their net book value. The write-downs are accounted for as expenses in the Statement of Operations.
- Buildings that are demolished or destroyed are written-off.
- Works of art, historic assets and other intangible assets are not recorded as assets in these financial statements.
- The cost, less residual value, of tangible capital assets (excluding sites), is amortized on a straight-line basis over the estimated useful life of the asset. It is management's responsibility to determine the appropriate useful lives for tangible capital assets. These useful lives are reviewed on a regular basis or if significant events initiate the need to revise. Estimated useful life is as follows:

Buildings	40 years
Furniture & Equipment	10 years
Vehicles	10 years
Computer Software	5 years
Computer Hardware	5 years

i) Prepaid Expenses

Prepaid expenses consist of unexpired insurance premiums and other prepaid amounts which will be amortized over the term of the policies, or in the period the actual expense relates to, respectively.

Materials and supplies held for use within the School District are included as a prepaid expense and stated at acquisition cost and are charged to expense over the periods expected to benefit from it.

j) Funds and Reserves

Certain amounts, as approved by the Board are set aside in accumulated surplus for future operating and capital purposes. Transfers to and from funds and reserves are an adjustment to the respective fund when approved (see Note 12 – Interfund Transfers and Note 18 – Accumulated Surplus).

**SCHOOL DISTRICT NO. 33 (CHILLIWACK)**  
**NOTES TO FINANCIAL STATEMENTS**  
**YEAR ENDED JUNE 30, 2021**

**NOTE 2      SUMMARY OF SIGNIFICANT ACCOUNTING POLICIES (Continued)**

k) Revenue Recognition

Revenues are recorded on an accrual basis in the period in which the transactions or events occurred that gave rise to the revenues, the amounts are considered to be collectible and can be reasonably estimated.

Contributions received or where eligibility criteria have been met are recognized as revenue except where the contribution meets the criteria for deferral as described below. Eligibility criteria are the criteria that the School District has to meet in order to receive the contributions including authorization by the transferring government.

For contributions subject to a legislative or contractual stipulation or restriction as to their use, revenue is recognized as follows:

- Non-capital contributions for specific purposes are recorded as deferred revenue and recognized as revenue in the year related expenses are incurred,
- Contributions restricted for site acquisitions are recorded as revenue when the sites are purchased, and
- Contributions restricted for tangible capital assets acquisitions other than sites are recorded as deferred capital revenue and amortized over the useful life of the related assets.

Donated tangible capital assets other than sites are recorded at fair market value and amortized over the useful life of the assets. Donated sites are recorded as revenue at fair market value when received or receivable.

The accounting treatment for restricted contributions is not consistent with the requirements of Canadian public sector accounting standards which require that government transfers be recognized as revenue when approved by the transferor and eligibility criteria have been met unless the transfer contains a stipulation that meets the criteria for liability recognition in which case the transfer is recognized as revenue over the period that the liability is extinguished.

Revenue related to fees or services received in advance of the fee being earned or the service is performed is deferred and recognized when the fee is earned or service performed.

Investment income is reported in the period earned. When required by the funding party or related Act, investment income earned on deferred revenue is added to the deferred revenue balance.

**SCHOOL DISTRICT NO. 33 (CHILLIWACK)**  
**NOTES TO FINANCIAL STATEMENTS**  
**YEAR ENDED JUNE 30, 2021**

**NOTE 2      SUMMARY OF SIGNIFICANT ACCOUNTING POLICIES (Continued)**

**l) Expenses**

Expenses are reported on an accrual basis. The cost of all goods consumed and services received during the year is expensed.

**Allocation of Costs**

- Operating expenses are reported by function, program, and object. Whenever possible, expenses are determined by actual identification. Additional costs pertaining to specific instructional programs, such as special and aboriginal education, are allocated to these programs. All other costs are allocated to related programs.
- Actual salaries of personnel assigned to two or more functions or programs are allocated based on the time spent in each function and program. School-based clerical salaries are allocated to school administration and partially to other programs to which they may be assigned. Principals and Vice-Principals salaries are allocated to school administration and may be partially allocated to other programs to recognize their other responsibilities.
- Employee benefits and allowances are allocated to the same programs, and in the same proportions, as the individual's salary.
- Supplies and services are allocated based on actual program identification.

**m) Endowment Contributions**

Endowment contributions are reported as revenue on the Statement of Operations when received. Investment income earned on endowment principal is recorded as deferred revenue if it meets the definition of a liability and is recognized as revenue in the year related expenses (disbursements) are incurred. If the investment income earned does not meet the definition of a liability, it is recognized as revenue in the year it is earned. Endowment assets are reported as restricted non-financial assets on the Statement of Financial Position.

**n) Financial Instruments**

A contract establishing a financial instrument creates, at its inception, rights and obligations to receive or deliver economic benefits. The financial assets and financial liabilities portray these rights and obligations in the financial statements. The School District recognizes a financial instrument when it becomes a party to a financial instrument contract.

Financial instruments consist of cash and cash equivalents, accounts receivable, accounts payable and accrued liabilities and other liabilities.

Except for portfolio investments in equity instruments quoted in an active market that are recorded at fair value, all financial assets and liabilities are recorded at cost or amortized cost and the associated transaction costs are added to the carrying value of these investments upon initial recognition and amortized using the effective interest rate method. Transaction costs are

**SCHOOL DISTRICT NO. 33 (CHILLIWACK)**  
**NOTES TO FINANCIAL STATEMENTS**  
**YEAR ENDED JUNE 30, 2021**

**NOTE 2      SUMMARY OF SIGNIFICANT ACCOUNTING POLICIES (Continued)**

n) Financial Instruments (cont'd)

incremental costs directly attributable to the acquisition or issue of a financial asset or a financial liability.

Unrealized gains and losses from changes in the fair value of financial instruments are recognized in the statement of remeasurement gains and losses. Upon settlement, the cumulative gain or loss is reclassified from the statement of remeasurement gains and losses and recognized in the statement of operations. Interest and dividends attributable to financial instruments are reported in the statement of operations. There are no measurement gains or losses during the periods presented; therefore, no statement of remeasurement gains or losses is included in these financial statements.

All financial assets except derivatives are tested annually for impairment. When financial assets are impaired, impairment losses are recorded in the statement of operations. A write-down of a portfolio investment to reflect a loss in value is not reversed for a subsequent increase in value.

For financial instruments measured using amortized cost, the effective interest rate method is used to determine interest revenue or expense.

o) Measurement Uncertainty

Preparation of financial statements in accordance with the basis of accounting described in Note 2 (a) requires management to make estimates and assumptions that impact reported amounts of assets and liabilities at the date of the financial statements and revenues and expenses during the reporting periods. Significant areas requiring the use of management estimates relate to the potential impairment of assets, liabilities for contaminated sites, rates for amortization and estimated employee future benefits. Actual results could differ from those estimates.

p) Future Changes in Accounting Policies

***PS 3280 Asset Retirement Obligations*** issued August 2018 establishes standards for recognition, measurement, presentation and disclosure of legal obligations associated with the retirement of tangible capital assets and is effective July 1, 2022. A liability will be recognized when, as at the financial reporting date:

- (a) there is a legal obligation to incur retirement costs in relation to a tangible capital asset;
- (b) the past transaction or event giving rise to the liability has occurred;
- (c) it is expected that future economic benefits will be given up; and
- (d) a reasonable estimate of the amount can be made.

Liabilities are recognized for statutory, contractual or legal obligations associated with the retirement of tangible capital assets when those obligations result from the acquisition,

**SCHOOL DISTRICT NO. 33 (CHILLIWACK)**  
**NOTES TO FINANCIAL STATEMENTS**  
**YEAR ENDED JUNE 30, 2021**

**NOTE 2      SUMMARY OF SIGNIFICANT ACCOUNTING POLICIES (Continued)**

p) Future Changes in Accounting Policies (cont'd)

construction, development or normal operation of the assets. The obligations are measured initially at fair value, determined using present value methodology, and the resulting costs capitalized into the carrying amount of the related tangible capital asset. In subsequent periods, the liability is adjusted for accretion and any changes in the amount or timing of the underlying future cash flows. The capitalized asset retirement cost is amortized on the same basis as the related asset and accretion expense is included in the Statement of Operations.

A modified retroactive application has been recommended by Government. Management is in the process of assessing the impact of adopting this standard on the School District's financial results.

*PS 3400 Revenue* issued November 2018 establishes standards on how to account for and report on revenue and is effective July 1, 2023. Specifically, it differentiates between revenue arising from transactions that include performance obligations, referred to as "exchange transactions", and transactions that do not have performance obligations, referred to as "non-exchange transactions".

Revenue from transactions with performance obligations should be recognized when (or as) the school district satisfies a performance obligation by providing the promised goods or services to a payor.

Revenue from transactions with no performance obligations should be recognized when a school district:

- (a) has the authority to claim or retain an inflow of economic resources; and
- (b) identifies a past transaction or event that gives rise to an asset.

This standard may be applied retroactively or prospectively. Management is in the process of assessing the impact of adopting this standard on the School District's financial results.

**SCHOOL DISTRICT NO. 33 (CHILLIWACK)**  
**NOTES TO FINANCIAL STATEMENTS**  
**YEAR ENDED JUNE 30, 2021**

**NOTE 3      ACCOUNTS RECEIVABLE – OTHER RECEIVABLES**

	<u>June 30, 2021</u>	<u>June 30, 2020</u>
Trade receivables	\$ 152,345	\$ 87,019
GST receivable	331,274	106,864
Rent receivable	9,365	2,205
Other	<u>9,684</u>	<u>3,814</u>
	<u>\$ 502,668</u>	<u>\$ 199,902</u>

**NOTE 4      ACCOUNTS PAYABLE AND ACCRUED LIABILITIES – OTHER**

	<u>June 30, 2021</u>	<u>June 30, 2020</u>
Trade payables	\$ 5,429,223	\$ 2,411,033
Salaries and benefits payable	13,274,685	13,940,828
Accrued vacation pay	621,890	646,533
Construction holdbacks	3,358,593	941,100
Other	<u>511,174</u>	<u>474,981</u>
	<u>\$ 23,195,565</u>	<u>\$ 18,414,475</u>

**NOTE 5      UNEARNED REVENUE**

	<u>June 30, 2021</u>	<u>June 30, 2020</u>
Balance, beginning of year	\$ 716,681	\$ 1,263,882
Increase:		
Tuition fees collected	1,522,546	1,088,122
Decrease:		
Tuition fees recognized	<u>831,627</u>	<u>1,635,323</u>
Balance, end of year	<u>\$ 1,407,600</u>	<u>\$ 716,681</u>



**SCHOOL DISTRICT NO. 33 (CHILLIWACK)**  
**NOTES TO FINANCIAL STATEMENTS**  
**YEAR ENDED JUNE 30, 2021**

**NOTE 6      DEFERRED REVENUE**

Deferred revenue includes unspent grants and contributions received that meet the description of a restricted contribution in the Restricted Contributions Regulation 198/2011 issued by Treasury Board, i.e., the stipulations associated with those grants and contributions have not yet been fulfilled.

	<u>June 30, 2021</u>	<u>June 30, 2020</u>
Balance, beginning of year	\$ 1,473,638	\$ 1,373,105
Increase: Contributions received		
Provincial Grants – Ministry of Education	18,123,632	10,343,756
Provincial Grants - Other	61,582	66,000
Other	1,803,774	3,003,489
Investment income	12,831	28,277
	<u>20,001,819</u>	<u>13,441,522</u>
Decrease:		
Expenses	19,390,656	13,340,989
	<u>19,390,656</u>	<u>13,340,989</u>
Net changes for the year	<u>611,163</u>	<u>100,533</u>
Balance, end of year	<u>\$ 2,084,801</u>	<u>\$ 1,473,638</u>

**SCHOOL DISTRICT NO. 33 (CHILLIWACK)**  
**NOTES TO FINANCIAL STATEMENTS**  
**YEAR ENDED JUNE 30, 2021**

**NOTE 7      DEFERRED CAPITAL REVENUE**

Deferred capital revenue includes grants and contributions received that are restricted by the contributor for the acquisition of tangible capital assets that meet the description of a restricted contribution in the Restricted Contributions Regulation 198/2011 issued by Treasury Board. Once spent, the contributions are amortized into revenue over the life of the asset acquired.

	Deferred Capital 2021	Unspent Capital 2021	Total Deferred Capital Revenue 2021	Total Deferred Capital Revenue 2020
Balance, beginning of year	\$164,939,736	\$3,886,158	\$168,825,894	\$162,672,825
Increase:				
Transfer from Unspent – Capital Additions	5,012,873		5,012,873	1,331,519
Transfer from Unspent – Work in Progress	30,035,619		30,035,619	11,445,985
Transfer from Deferred Capital Revenue – Work in Progress			-	-
Provincial Grants – Ministry of Education		36,581,254	36,581,254	14,812,208
Other Income		1,240,298	1,240,298	446,393
	35,048,492	37,821,552	72,870,044	28,036,105
Decrease:				
Amortization of Deferred Capital	7,066,811		7,066,811	6,999,303
Capital Additions–transfer to Deferred Capital		5,012,873	5,012,873	1,331,519
Work in Progress–transfer to Deferred Capital		30,035,619	30,035,619	11,445,985
Site Purchases - transfer to Revenue			-	-
Facility Improvements Not Capitalized		1,752,983	1,752,983	2,106,229
	7,066,811	36,801,475	43,868,286	21,883,036
Net changes for the year	27,981,681	1,020,077	29,001,758	6,153,069
Balance, end of year	\$192,921,417	\$4,906,235	\$197,827,652	\$168,825,894

**SCHOOL DISTRICT NO. 33 (CHILLIWACK)**  
**NOTES TO FINANCIAL STATEMENTS**  
**YEAR ENDED JUNE 30, 2021**

**NOTE 8      EMPLOYEE FUTURE BENEFITS**

Benefits include vested sick leave, accumulating non-vested sick leave, early retirement, retirement/severance, vacation, overtime and death benefits. Funding is provided when the benefits are paid and accordingly, there are no plan assets. Although no plan assets are uniquely identified, the School District has provided for the payment of these benefits.

	<u>June 30, 2021</u>	<u>June 30, 2020</u>
<b>Reconciliation of Accrued Benefit Obligation</b>		
Accrued Benefit Obligation – April 1	\$ 4,546,636	\$ 4,317,774
Service Cost	413,730	389,936
Interest Cost	107,760	113,002
Benefit Payments	(382,541)	(403,765)
Actuarial (Gain) Loss	(65,690)	129,689
Accrued Benefit Obligation – March 31	<u>\$4,619,895</u>	<u>\$4,546,636</u>
<b>Reconciliation of Funded Status at End of Fiscal Year</b>		
Accrued Benefit Obligation - March 31	\$ 4,619,895	\$ 4,546,636
Market Value of Plan Assets - March 31	-	-
Funded Status - Surplus (Deficit)	(4,619,895)	(4,546,636)
Employer Contributions After Measurement Date	204,082	162,810
Benefits Expense After Measurement Date	(132,753)	(130,373)
Unamortized Net Actuarial (Gain) Loss	520,934	682,029
Accrued Benefit Asset (Liability) - June 30	<u>\$ (4,027,631)</u>	<u>\$ (3,832,170)</u>
<b>Reconciliation of Change in Accrued Benefit Liability</b>		
Accrued Benefit Liability - July 1	\$ 3,832,170	\$ 3,625,502
Net Expense for Fiscal Year	619,274	592,688
Employer Contributions	(423,813)	(386,020)
Accrued Benefit Liability - June 30	<u>\$ 4,027,631</u>	<u>\$ 3,832,170</u>
<b>Components of Net Benefit Expense</b>		
Service Cost	\$ 412,717	\$ 395,885
Interest Cost	111,153	111,692
Amortization of Net Actuarial (Gain)/Loss	95,404	85,112
Net Benefit Expense	<u>\$ 619,274</u>	<u>\$ 592,688</u>
Discount Rate - April 1	2.25%	2.50%
Discount Rate - March 31	2.50%	2.25%
Long Term Salary Growth - April 1	2.50% + seniority	2.50% + seniority
Long Term Salary Growth - March 31	2.50% + seniority	2.50% + seniority
EARS - March 31	12.6	12.6

**SCHOOL DISTRICT NO. 33 (CHILLIWACK)**  
**NOTES TO FINANCIAL STATEMENTS**  
**YEAR ENDED JUNE 30, 2021**

**NOTE 9      TANGIBLE CAPITAL ASSETS**

**Net Book Value**

	Net Book Value June 30, 2021	Net Book Value June 30, 2020
Sites	\$ 47,351,859	\$ 47,352,559
Buildings	160,806,344	164,780,687
Buildings - work in progress	42,759,644	12,724,025
Furniture & Equipment	2,569,581	2,936,837
Vehicles	4,400,496	2,795,917
Computer Software	138,994	129,083
Computer Hardware	126,403	78,987
Total	\$ 258,153,321	\$ 230,798,095

**SCHOOL DISTRICT NO. 33 (CHILLIWACK)**  
**NOTES TO FINANCIAL STATEMENTS**  
**YEAR ENDED JUNE 30, 2021**

**NOTE 9 TANGIBLE CAPITAL ASSETS (Continued)**

**June 30, 2021**

Cost:	Balance at July 1, 2020	Additions	Disposals	Transfers (WIP)	Balance at June 30, 2021
Sites	\$ 47,352,559	\$ -	\$ (700)	\$ -	\$ 47,351,859
Buildings	283,308,537	2,789,646	-	-	286,098,183
Buildings - work in progress	12,724,025	30,035,619	-	-	42,759,644
Furniture & Equipment	7,913,301	402,462	(834,709)	-	7,481,054
Vehicles	4,809,137	2,162,855	(615,621)	-	6,356,371
Computer Software	220,163	55,481	(40,110)	-	235,534
Computer Hardware	135,349	82,762	-	-	218,111
<b>Total</b>	<b>\$ 356,463,071</b>	<b>\$ 35,528,825</b>	<b>\$ (1,491,140)</b>	<b>\$ -</b>	<b>\$ 390,500,756</b>

Accumulated Amortization:	Balance at July 1, 2020	Additions	Disposals	Balance at June 30, 2021
Sites	\$ -	\$ -	-	\$ -
Buildings	118,527,850	6,763,989	-	125,291,839
Furniture & Equipment	4,976,464	769,718	(834,709)	4,911,473
Vehicles	2,013,220	558,276	(615,621)	1,955,875
Computer Software	91,080	45,570	(40,110)	96,540
Computer Hardware	56,362	35,346	-	91,708
<b>Total</b>	<b>\$ 125,664,976</b>	<b>\$ 8,172,899</b>	<b>\$ (1,490,440)</b>	<b>\$ 132,347,435</b>

**June 30, 2020**

Cost:	Balance at July 1, 2019	Additions	Disposals	Transfers (WIP)	Balance at June 30, 2020
Sites	\$ 47,352,559	\$ -	\$ -	\$ -	\$ 47,352,559
Buildings	281,968,008	1,340,529	-	-	283,308,537
Buildings - work in progress	1,278,040	11,445,985	-	-	12,724,025
Furniture & Equipment	8,424,328	199,833	(710,860)	-	7,913,301
Vehicles	4,475,697	930,807	(597,367)	-	4,809,137
Computer Software	318,082	8,860	(106,779)	-	220,163
Computer Hardware	389,840	-	(254,491)	-	135,349
<b>Total</b>	<b>\$ 344,206,554</b>	<b>\$ 13,926,014</b>	<b>\$ (1,669,497)</b>	<b>\$ -</b>	<b>\$ 356,463,071</b>

Accumulated Amortization:	Balance at July 1, 2019	Additions	Disposals	Balance at June 30, 2020
Sites	\$ -	\$ -	-	\$ -
Buildings	111,803,633	6,724,217	-	118,527,850
Furniture & Equipment	4,870,443	816,881	(710,860)	4,976,464
Vehicles	2,146,345	464,242	(597,367)	2,013,220
Computer Software	144,034	53,825	(106,779)	91,080
Computer Hardware	258,334	52,519	(254,491)	56,362
<b>Total</b>	<b>\$ 119,222,789</b>	<b>\$ 8,111,684</b>	<b>\$ (1,669,497)</b>	<b>\$ 125,664,976</b>

**SCHOOL DISTRICT NO. 33 (CHILLIWACK)**  
**NOTES TO FINANCIAL STATEMENTS**  
**YEAR ENDED JUNE 30, 2021**

**NOTE 10      EMPLOYEE PENSION PLANS**

The School District and its employees contribute to the Teachers' Pension Plan and Municipal Pension Plan (jointly trustee pension plans). The boards of trustees for these plans, representing plan members and employers, are responsible for administering the pension plans, including investing assets and administering benefits. The plans are multi-employer defined benefit pension plans. Basic pension benefits are based on a formula. As at December 31, 2020, the Teachers' Pension Plan has about 49,000 active members and approximately 40,000 retired members. As of December 31, 2020, the Municipal Pension Plan has about 220,000 active members, including approximately 28,000 from school districts.

Every three years, an actuarial valuation is performed to assess the financial position of the plans and adequacy of plan funding. The actuary determines an appropriate combined employer and member contribution rate to fund the plans. The actuary's calculated contribution rate is based on the entry-age normal cost method, which produces the long-term rate of member and employer contributions sufficient to provide benefits for average future entrants to the plans. This rate may be adjusted for the amortization of any actuarial funding surplus and will be adjusted for the amortization of any unfunded actuarial liability.

The most recent actuarial valuation of the Teachers' Pension Plan as at December 31, 2017, indicated a \$1,656 million surplus for basic pension benefits on a going concern basis. As a result of the 2017 basic account actuarial valuation surplus, plan enhancements and contribution rate adjustments were made; the remaining \$644 million surplus was transferred to the rate stabilization account.

The most recent actuarial valuation for the Municipal Pension Plan as at December 31, 2018, indicated a \$2,866 million funding surplus for basic pension benefits on a going concern basis.

The School District paid \$11,842,285 for employer contributions to the plans for the year ended June 30, 2021 (2020: \$11,121,067).

The next valuation for the Teachers' Pension Plan will be as at December 31, 2020, with results available in 2021. The next valuation for the Municipal Pension Plan will be as at December 31, 2021, with results available in 2022.

Employers participating in the plans record their pension expense as the amount of employer contributions made during the fiscal year (defined contribution pension plan accounting). This is because the plans record accrued liabilities and accrued assets for each plan in aggregate, resulting in no consistent and reliable basis for allocating the obligation, assets and cost to individual employers participating in the plans.

**SCHOOL DISTRICT NO. 33 (CHILLIWACK)**  
**NOTES TO FINANCIAL STATEMENTS**  
**YEAR ENDED JUNE 30, 2021**

**NOTE 11      RESTRICTED ASSETS - ENDOWMENT FUNDS**

Donors have placed restrictions on their contributions to the endowment funds of the School District. One restriction is that the original contribution should not be spent.

Name of Endowment	Balance	Contributions	Balance
	July 1, 2020		July 1, 2021
Brunt	\$ 30,000	\$ -	\$ 30,000
Nelson	10,000	-	10,000
Newberry	13,000	-	13,000
Ford Mountain	20,261	-	20,261
Total	\$ 73,261	\$ -	\$ 73,261

**NOTE 12      INTERFUND TRANSFERS**

Interfund transfers between the operating, special purpose and capital funds for the year ended June 30, 2021, were as follows:

- A transfer in the amount of \$553,607 (2020 - \$1,148,510) was made from the operating fund to the capital fund for capital equipment purchases.
- A transfer in the amount of \$2,106,530 (2020 - \$1,000,000) was made from the operating fund to the capital fund for the District share of new schools.

**NOTE 13      RELATED PARTY TRANSACTIONS**

The School District is related through common ownership to all Province of British Columbia ministries, agencies, school districts, health authorities, colleges, universities, and crown corporations. Transactions with these entities, unless disclosed separately, are considered to be in the normal course of operations and are recorded at the exchange amount.

**SCHOOL DISTRICT NO. 33 (CHILLIWACK)**  
**NOTES TO FINANCIAL STATEMENTS**  
**YEAR ENDED JUNE 30, 2021**

**NOTE 14 BUDGET FIGURES**

Budget figures included in the financial statements were approved by the Board through the adoption of an amended annual budget on February 23, 2021. The Board adopted a preliminary annual budget on May 26, 2020. The amended budget is used for comparison purposes, as these are based on actual student enrollments. The difference between the two budgets is as follows:

	2021 Amended	2021 Preliminary	Difference
<b>Revenues</b>			
Provincial Grants			
Ministry of Education	\$ 158,381,880	\$145,727,138	\$ 12,654,742
Other	150,000	150,000	-
Tuition	770,079	1,693,521	(923,442)
Other Revenue	5,650,968	6,085,733	(434,765)
Rentals and Leases	130,000	330,000	(200,000)
Investment Income	257,500	310,700	(53,200)
Gain on Disposal of Tangible Capital Assets	627,738	-	627,738
Amortization of Deferred Capital Revenue	7,220,921	7,220,921	-
<b>Total Revenue</b>	<b>173,189,086</b>	<b>161,518,013</b>	<b>11,671,073</b>
<b>Expenses</b>			
Instruction	141,286,040	128,726,079	12,559,961
District Administration	4,672,449	4,398,031	274,418
Operations and Maintenance	23,848,872	23,844,109	4,763
Transportation and Housing	3,819,082	4,379,053	(559,971)
<b>Total Expenses</b>	<b>173,626,443</b>	<b>161,347,272</b>	<b>12,279,171</b>
<b>Surplus (Deficit) for the year</b>	<b>(437,357)</b>	<b>170,741</b>	<b>(608,098)</b>
<b>Effect of change in Tangible Capital Assets</b>			
Acquisition of Tangible Capital Assets			
From Local Capital	(542,856)	(539,300)	(3,556)
From Deferred Capital Revenue	(24,053,006)	(18,092,335)	(5,960,671)
<b>Total Acquisition of Tangible Capital Assets</b>	<b>(24,595,862)</b>	<b>(18,631,635)</b>	<b>(5,964,227)</b>
Amortization of Tangible Capital Assets	8,165,587	8,336,606	(171,019)
Net carrying value of Tangible Capital Assets disposed	(700)	-	(700)
<b>Total Effect of change in Tangible Capital Assets</b>	<b>(16,430,975)</b>	<b>(10,295,029)</b>	<b>(6,135,946)</b>
<b>(Increase) Decrease in Net Financial Assets</b>	<b>\$ (16,868,332)</b>	<b>\$ (10,124,288)</b>	<b>\$ (6,744,044)</b>



**SCHOOL DISTRICT NO. 33 (CHILLIWACK)**  
**NOTES TO FINANCIAL STATEMENTS**  
**YEAR ENDED JUNE 30, 2021**

**NOTE 15      CONTRACTUAL OBLIGATIONS**

The School District has a total of \$3,117,557 of contractual obligations at year end related to the construction or renovation of tangible capital assets. These contractual obligations will become liabilities in the future when the terms of the contracts are met and relate to the unperformed portion of the contracts.

**Contractual Commitments:**

Bernard Elementary - Security Roll Shutters Phase 2 of 2	Contract	\$ 105,000
Central Elementary - Exterior window replacement Phase 2	Contract	180,000
Chilliwack Secondary (CSS) - Exterior painting	Contract	115,000
Kwiyeqel Secondary - Replace shingled roof on main building	Contract	75,000
F.G. Leary Elementary - Roof replacement Area #2	Contract	73,000
Greendale Elementary - Exterior painting	Contract	36,000
Little Mountain Elementary - Install running track	Purchase Order	33,000
Maintenance Facility - DDC system upgrade Phase 2 of 2	Purchase Order	95,000
Robertson Elementary - Site Drainage	Purchase Order	40,000
Robertson Elementary - Roof replacement Area #3 and #4	Contract	137,000
Rosedale Traditional (RTS) - Exterior painting	Contract	73,000
Sardis Elementary - Roof replacement Area #3	Contract	141,000
Watson Elementary - Exterior painting	Contract	60,000
Yarrow Elementary - Exterior painting	Contract	55,000
East Chilliwack Elementary - Design stage	Contract	33,000
Unsworth Elementary - Design stage	Contract	29,500
Greendale Elementary - Mechanical/Energy Upgrade	Contract	259,000
Mt Slesse Middle (MSMS) - Dust Collector / HVAC Upgrades	Contract	368,057
Vedder Elementary - Design stage	Contract	29,500
McCammon Elementary - Design stage	Contract	30,500
Vedder Middle - Construction Phase	Contract	1,150,000
Total Construction Commitments		\$ 3,117,557

**SCHOOL DISTRICT NO. 33 (CHILLIWACK)**  
**NOTES TO FINANCIAL STATEMENTS**  
**YEAR ENDED JUNE 30, 2021**

**NOTE 16      CONTINGENT LIABILITIES**

Each year the School District is involved with a number of legal actions and arbitrations. Although the outcomes of these matters are not determinable at this time, management believes they will not have a material adverse effect on the School District's financial position or results of the operation.

**NOTE 17      EXPENSE BY OBJECT**

	<u>June 30, 2021</u>	<u>June 30, 2020</u>
Salaries and benefits	\$ 140,202,423	\$ 132,799,540
Services and supplies	20,141,523	19,883,458
Amortization	<u>8,172,899</u>	<u>8,111,684</u>
	<u>\$ 168,516,845</u>	<u>\$ 160,794,682</u>

**NOTE 18      ACCUMULATED SURPLUS**

	<u>June 30, 2021</u>	<u>June 30, 2020</u>
<b>Operating Fund Accumulated Surplus</b>		
Internally Restricted (appropriated) by Board for:		
School-based Carry Forwards	\$ 1,329,620	\$ 1,037,745
Aboriginal Education Targeted Funds Unexpended	665,864	233,869
Equity in Action Grant	-	5,000
Operating Grant Holdback	446,782	-
International Support	<u>30,000</u>	<u>30,000</u>
<b>Total Internally Restricted Operating Surplus</b>	<b>2,472,266</b>	<b>1,306,614</b>
 <b>Unrestricted Operating Surplus (Contingency)</b>	 <b>1,656,425</b>	 <b>1,969,168</b>
 <b>Total Operating Fund Accumulated Surplus</b>	 <u><b>\$ 4,128,691</b></u>	 <u><b>\$ 3,275,782</b></u>
 <b>Special Purpose Funds Surplus</b>	 <u><b>\$ 73,261</b></u>	 <u><b>\$ 73,261</b></u>
 <b>Capital Fund Accumulated Surplus</b>		
Local Capital	73,274	2,293,332
Restricted for Capital Cost Sharing	5,028,300	-
Investment in Tangible Capital Assets	<u>65,207,151</u>	<u>65,833,606</u>
<b>Total Capital Fund Accumulated Surplus</b>	<u><b>\$ 70,308,725</b></u>	<u><b>\$ 68,126,938</b></u>
 <b>Total Accumulated Surplus</b>	 <u><b>\$ 74,510,677</b></u>	 <u><b>\$ 71,475,981</b></u>

**SCHOOL DISTRICT NO. 33 (CHILLIWACK)**  
**NOTES TO FINANCIAL STATEMENTS**  
**YEAR ENDED JUNE 30, 2021**

**NOTE 19      ECONOMIC DEPENDENCE**

The operations of the School District are dependent on continued funding from the Ministry of Education and various governmental agencies to carry out its programs. These financial statements have been prepared on a going concern basis.

**NOTE 20      RISK MANAGEMENT**

The School District has exposure to the following risks from its use of financial instruments: credit risk, market risk and liquidity risk.

The Board ensures that the School District has identified its risks and ensures that management monitors and controls them.

a) Credit risk

Credit risk is the risk of financial loss to an institution if a customer or counterparty to a financial instrument fails to meet its contractual obligations. Such risks arise principally from certain financial assets held consisting of cash and accounts receivable.

The School District is exposed to credit risk in the event of non-performance by a borrower. This risk is mitigated as most accounts receivable are due from the Province and are collectible.

It is management's opinion that the School District is not exposed to significant credit risk associated with its cash deposits and investments as they are placed in recognized British Columbia institutions or with the Provincial Ministry of Finance Central Deposit Program.

b) Market risk

Market risk is the risk that the fair value or future cash flows of a financial instrument will fluctuate because of changes in market prices. Market risk is comprised of currency risk and interest rate risk.

Currency risk is the risk that the fair value or future cash flows of a financial instrument will fluctuate because of changes in the foreign exchange rates. It is management's opinion that the School District is not exposed to significant currency risk, as amounts held and purchases made in foreign currency are insignificant.

Interest rate risk is the risk that the fair value or future cash flows of a financial instrument will fluctuate because of changes in the market interest rates. It is management's opinion that the School District is not exposed to significant interest rate risk.

**SCHOOL DISTRICT NO. 33 (CHILLIWACK)**  
**NOTES TO FINANCIAL STATEMENTS**  
**YEAR ENDED JUNE 30, 2021**

**NOTE 20     RISK MANAGEMENT (Continued)**

c) Liquidity risk

Liquidity risk is the risk that the School District will not be able to meet its financial obligations as they become due.

The School District manages liquidity risk by continually monitoring actual and forecasted cash flows from operations and anticipated investing activities to ensure, as far as possible, that it will always have sufficient liquidity to meet its liabilities when due, under both normal and stressed conditions, without incurring unacceptable losses or risking damage to the School District's reputation.

Risk Management and insurance services for all School Districts in British Columbia are provided by the Risk Management Branch of the Ministry of Finance. There have been no changes to risk exposure from 2020 related to credit, market or liquidity risks.

# School District No. 33 (Chilliwack)

Schedule 1 (Unaudited)

Schedule of Changes in Accumulated Surplus (Deficit) by Fund  
Year Ended June 30, 2021

	Operating Fund	Special Purpose Fund	Capital Fund	2021 Actual	2020 Actual
	\$	\$	\$	\$	\$
Accumulated Surplus (Deficit), beginning of year	3,275,782	73,261	68,126,938	71,475,981	70,135,103
Changes for the year					
Surplus (Deficit) for the year	3,513,046		(478,350)	3,034,696	1,340,878
Interfund Transfers					
Tangible Capital Assets Purchased	(480,333)		480,333	-	
Local Capital	(2,179,804)		2,179,804	-	
Net Changes for the year	852,909	-	2,181,787	3,034,696	1,340,878
Accumulated Surplus (Deficit), end of year - Statement 2	4,128,691	73,261	70,308,725	74,510,677	71,475,981

# School District No. 33 (Chilliwack)

Schedule 2 (Unaudited)

Schedule of Operating Operations

Year Ended June 30, 2021

	2021 Budget	2021 Actual	2020 Actual
	\$	\$	\$
<b>Revenues</b>			
Provincial Grants			
Ministry of Education	138,656,355	<b>138,618,644</b>	134,349,615
Other	150,000	<b>158,100</b>	213,700
Tuition	770,079	<b>831,627</b>	1,635,323
Other Revenue	2,651,792	<b>2,658,427</b>	2,729,473
Rentals and Leases	130,000	<b>130,479</b>	368,715
Investment Income	231,000	<b>320,266</b>	392,213
<b>Total Revenue</b>	<b>142,589,226</b>	<b>142,717,543</b>	139,689,039
<b>Expenses</b>			
Instruction	120,778,978	<b>118,540,885</b>	115,627,263
District Administration	4,672,449	<b>4,641,145</b>	4,442,711
Operations and Maintenance	14,000,929	<b>13,137,571</b>	13,605,210
Transportation and Housing	3,257,299	<b>2,884,896</b>	3,560,596
<b>Total Expense</b>	<b>142,709,655</b>	<b>139,204,497</b>	137,235,780
<b>Operating Surplus (Deficit) for the year</b>	<b>(120,429)</b>	<b>3,513,046</b>	2,453,259
<b>Budgeted Appropriation (Retirement) of Surplus (Deficit)</b>	<b>801,353</b>		
<b>Net Transfers (to) from other funds</b>			
Tangible Capital Assets Purchased		<b>(480,333)</b>	(1,148,510)
Local Capital	(542,856)	<b>(2,179,804)</b>	
Other	(138,068)		(1,000,000)
<b>Total Net Transfers</b>	<b>(680,924)</b>	<b>(2,660,137)</b>	(2,148,510)
<b>Total Operating Surplus (Deficit), for the year</b>	<b>-</b>	<b>852,909</b>	304,749
<b>Operating Surplus (Deficit), beginning of year</b>		<b>3,275,782</b>	2,971,033
<b>Operating Surplus (Deficit), end of year</b>		<b>4,128,691</b>	3,275,782
<b>Operating Surplus (Deficit), end of year</b>			
Internally Restricted		<b>2,472,266</b>	1,306,614
Unrestricted		<b>1,656,425</b>	1,969,168
<b>Total Operating Surplus (Deficit), end of year</b>		<b>4,128,691</b>	3,275,782

# School District No. 33 (Chilliwack)

Schedule 2A (Unaudited)

Schedule of Operating Revenue by Source

Year Ended June 30, 2021

	2021 Budget	2021 Actual	2020 Actual
	\$	\$	\$
<b>Provincial Grants - Ministry of Education</b>			
Operating Grant, Ministry of Education	135,685,685	<b>135,630,029</b>	134,092,807
ISC/LEA Recovery	(2,356,455)	<b>(2,318,375)</b>	(2,356,455)
Other Ministry of Education Grants			
Pay Equity	864,624	<b>864,624</b>	864,624
Funding for Graduated Adults	40,000	<b>15,980</b>	88,597
Student Transportation Fund	329,456	<b>329,456</b>	329,456
Carbon Tax Grant			110,484
Employer Health Tax Grant			1,055,505
Support Staff Benefits Grant	213,356	<b>213,356</b>	141,712
Teachers' Labour Settlement Funding	3,575,689	<b>3,575,689</b>	
Early Career Mentorship Funding	290,000	<b>290,000</b>	
FSA Scorer Grant	14,000	<b>14,329</b>	14,329
Other Grants		<b>3,556</b>	8,556
<b>Total Provincial Grants - Ministry of Education</b>	<b>138,656,355</b>	<b>138,618,644</b>	134,349,615
<b>Provincial Grants - Other</b>	<b>150,000</b>	<b>158,100</b>	213,700
<b>Tuition</b>			
International and Out of Province Students	770,079	<b>831,627</b>	1,635,323
<b>Total Tuition</b>	<b>770,079</b>	<b>831,627</b>	1,635,323
<b>Other Revenues</b>			
Funding from First Nations	2,356,455	<b>2,318,375</b>	2,366,835
Miscellaneous			
Distance Learning Course Fees	5,000	<b>850</b>	3,600
Transportation Fee Revenue	135,000	<b>126,230</b>	116,116
Energy Program Revenue	30,000	<b>42,847</b>	
Other Miscellaneous	125,337	<b>162,611</b>	158,187
Textbook Deposit Revenue		<b>7,514</b>	84,711
Donations			24
<b>Total Other Revenue</b>	<b>2,651,792</b>	<b>2,658,427</b>	2,729,473
<b>Rentals and Leases</b>	<b>130,000</b>	<b>130,479</b>	368,715
<b>Investment Income</b>	<b>231,000</b>	<b>320,266</b>	392,213
<b>Total Operating Revenue</b>	<b>142,589,226</b>	<b>142,717,543</b>	139,689,039

**School District No. 33 (Chilliwack)**

Schedule 2B (Unaudited)

Schedule of Operating Expense by Object

Year Ended June 30, 2021

	2021 Budget	2021 Actual	2020 Actual
	\$	\$	\$
<b>Salaries</b>			
Teachers	61,720,720	<b>60,758,312</b>	60,079,197
Principals and Vice Principals	8,416,670	<b>8,364,200</b>	7,724,471
Educational Assistants	11,939,833	<b>11,015,385</b>	11,393,568
Support Staff	12,767,032	<b>12,206,366</b>	12,765,041
Other Professionals	3,325,172	<b>3,398,265</b>	3,316,307
Substitutes	5,620,602	<b>5,982,312</b>	4,640,645
<b>Total Salaries</b>	<b>103,790,029</b>	<b>101,724,840</b>	99,919,229
<b>Employee Benefits</b>	23,663,152	<b>23,702,207</b>	23,396,154
<b>Total Salaries and Benefits</b>	<b>127,453,181</b>	<b>125,427,047</b>	123,315,383
<b>Services and Supplies</b>			
Services	3,355,849	<b>3,629,256</b>	3,217,611
Student Transportation	50,000	<b>10,662</b>	51,832
Professional Development and Travel	973,707	<b>633,636</b>	890,519
Rentals and Leases	31,500	<b>22,986</b>	31,360
Dues and Fees	265,050	<b>213,612</b>	351,062
Insurance	308,881	<b>297,457</b>	274,590
Supplies	7,777,195	<b>7,023,022</b>	6,826,803
Utilities	2,494,292	<b>1,946,819</b>	2,276,620
<b>Total Services and Supplies</b>	<b>15,256,474</b>	<b>13,777,450</b>	13,920,397
<b>Total Operating Expense</b>	<b>142,709,655</b>	<b>139,204,497</b>	137,235,780



# School District No. 33 (Chilliwack)

Schedule 2C (Unaudited)

Operating Expense by Function, Program and Object

Year Ended June 30, 2021

	Teachers Salaries	Principals and Vice Principals Salaries	Educational Assistants Salaries	Support Staff Salaries	Other Professionals Salaries	Substitutes Salaries	Total Salaries
	\$	\$	\$	\$	\$	\$	\$
<b>1 Instruction</b>							
1.02 Regular Instruction	48,520,696	559,169	534	583,501		4,261,488	53,925,388
1.03 Career Programs	-	-		502,458	54,671	3,096	560,225
1.07 Library Services	1,393,628	99,169		100,562		94,843	1,688,202
1.08 Counselling	2,130,941	58,725				19,509	2,209,175
1.10 Special Education	6,667,783	950,129	10,067,517	68,239		760,153	18,513,821
1.30 English Language Learning	961,257	82,563				68,015	1,111,835
1.31 Indigenous Education	679,598	4,636	945,991	9,558	92,702	169,683	1,902,168
1.41 School Administration	-	6,233,885		2,477,781	440,337	60,145	9,212,148
1.60 Summer School	37,063	39,124	1,343				77,530
1.61 Continuing Education	131,250						131,250
1.62 International and Out of Province Students	-	124,281		22,612	38,310	181	185,384
1.64 Other	236,096			28,990	105,436	1,421	371,943
<b>Total Function 1</b>	<b>60,758,312</b>	<b>8,151,681</b>	<b>11,015,385</b>	<b>3,793,701</b>	<b>731,456</b>	<b>5,438,534</b>	<b>89,889,069</b>
<b>4 District Administration</b>							
4.11 Educational Administration					729,054		729,054
4.40 School District Governance					150,893		150,893
4.41 Business Administration		212,519		576,240	1,254,389	9,034	2,052,182
<b>Total Function 4</b>	<b>-</b>	<b>212,519</b>	<b>-</b>	<b>576,240</b>	<b>2,134,336</b>	<b>9,034</b>	<b>2,932,129</b>
<b>5 Operations and Maintenance</b>							
5.41 Operations and Maintenance Administration				87,449	433,093		520,542
5.50 Maintenance Operations				5,650,072		338,029	5,988,101
5.52 Maintenance of Grounds				683,131			683,131
5.56 Utilities							-
<b>Total Function 5</b>	<b>-</b>	<b>-</b>	<b>-</b>	<b>6,420,652</b>	<b>433,093</b>	<b>338,029</b>	<b>7,191,774</b>
<b>7 Transportation and Housing</b>							
7.41 Transportation and Housing Administration				119,309	99,380		218,689
7.70 Student Transportation				1,296,464		196,715	1,493,179
<b>Total Function 7</b>	<b>-</b>	<b>-</b>	<b>-</b>	<b>1,415,773</b>	<b>99,380</b>	<b>196,715</b>	<b>1,711,868</b>
<b>9 Debt Services</b>							
<b>Total Function 9</b>	<b>-</b>	<b>-</b>	<b>-</b>	<b>-</b>	<b>-</b>	<b>-</b>	<b>-</b>
<b>Total Functions 1 - 9</b>	<b>60,758,312</b>	<b>8,364,200</b>	<b>11,015,385</b>	<b>12,206,366</b>	<b>3,398,265</b>	<b>5,982,312</b>	<b>101,724,840</b>

# School District No. 33 (Chilliwack)

Schedule 2C (Unaudited)

Operating Expense by Function, Program and Object

Year Ended June 30, 2021

	Total Salaries	Employee Benefits	Total Salaries and Benefits	Services and Supplies	2021 Actual	2021 Budget	2020 Actual
	\$	\$	\$	\$	\$	\$	\$
<b>1 Instruction</b>							
1.02 Regular Instruction	53,925,388	12,387,965	66,313,353	5,655,328	71,968,681	73,453,210	69,904,085
1.03 Career Programs	560,225	155,344	715,569	220,373	935,942	1,183,807	1,207,221
1.07 Library Services	1,688,202	379,643	2,067,845	126,048	2,193,893	2,004,275	1,975,061
1.08 Counselling	2,209,175	503,395	2,712,570		2,712,570	2,459,771	2,656,785
1.10 Special Education	18,513,821	4,738,198	23,252,019	534,046	23,786,065	24,282,279	23,605,513
1.30 English Language Learning	1,111,835	256,813	1,368,648	20,938	1,389,586	1,233,741	1,280,552
1.31 Indigenous Education	1,902,168	442,911	2,345,079	720,926	3,066,005	3,739,142	3,112,797
1.41 School Administration	9,212,148	2,005,489	11,217,637	138,584	11,356,221	11,257,855	10,724,031
1.60 Summer School	77,530	13,446	90,976	2,794	93,770	101,656	169,391
1.61 Continuing Education	131,250	28,339	159,589	6,008	165,597	147,336	157,694
1.62 International and Out of Province Students	185,384	36,674	222,058	169,634	391,692	429,063	613,130
1.64 Other	371,943	83,494	455,437	25,426	480,863	486,843	221,003
<b>Total Function 1</b>	<b>89,889,069</b>	<b>21,031,711</b>	<b>110,920,780</b>	<b>7,620,105</b>	<b>118,540,885</b>	<b>120,778,978</b>	<b>115,627,263</b>
<b>4 District Administration</b>							
4.11 Educational Administration	729,054	139,845	868,899	107,378	976,277	1,052,105	1,022,820
4.40 School District Governance	150,893	8,685	159,578	292,565	452,143	371,075	288,397
4.41 Business Administration	2,052,182	426,674	2,478,856	733,869	3,212,725	3,249,269	3,131,494
<b>Total Function 4</b>	<b>2,932,129</b>	<b>575,204</b>	<b>3,507,333</b>	<b>1,133,812</b>	<b>4,641,145</b>	<b>4,672,449</b>	<b>4,442,711</b>
<b>5 Operations and Maintenance</b>							
5.41 Operations and Maintenance Administration	520,542	109,683	630,225	208,477	838,702	840,824	828,078
5.50 Maintenance Operations	5,988,101	1,407,970	7,396,071	1,755,478	9,151,549	9,510,042	9,365,101
5.52 Maintenance of Grounds	683,131	171,518	854,649	345,852	1,200,501	1,155,771	1,135,411
5.56 Utilities	-	-	-	1,946,819	1,946,819	2,494,292	2,276,620
<b>Total Function 5</b>	<b>7,191,774</b>	<b>1,689,171</b>	<b>8,880,945</b>	<b>4,256,626</b>	<b>13,137,571</b>	<b>14,000,929</b>	<b>13,605,210</b>
<b>7 Transportation and Housing</b>							
7.41 Transportation and Housing Administration	218,689	43,923	262,612	72,803	335,415	342,624	371,761
7.70 Student Transportation	1,493,179	362,198	1,855,377	694,104	2,549,481	2,914,675	3,188,835
<b>Total Function 7</b>	<b>1,711,868</b>	<b>406,121</b>	<b>2,117,989</b>	<b>766,907</b>	<b>2,884,896</b>	<b>3,257,299</b>	<b>3,560,596</b>
<b>9 Debt Services</b>							
<b>Total Function 9</b>	<b>-</b>	<b>-</b>	<b>-</b>	<b>-</b>	<b>-</b>	<b>-</b>	<b>-</b>
<b>Total Functions 1 - 9</b>	<b>101,724,840</b>	<b>23,702,207</b>	<b>125,427,047</b>	<b>13,777,450</b>	<b>139,204,497</b>	<b>142,709,655</b>	<b>137,235,780</b>

**School District No. 33 (Chilliwack)**

Schedule 3 (Unaudited)

Schedule of Special Purpose Operations

Year Ended June 30, 2021

	2021 Budget	2021 Actual	2020 Actual
	\$	\$	\$
<b>Revenues</b>			
Provincial Grants			
Ministry of Education	17,937,917	17,461,181	10,245,465
Other		55,613	66,318
Other Revenue	2,999,176	1,856,841	3,000,929
Investment Income	26,500	12,831	28,277
<b>Total Revenue</b>	<b>20,963,593</b>	<b>19,386,466</b>	<b>13,340,989</b>
<b>Expenses</b>			
Instruction	20,507,062	18,827,000	12,884,458
Operations and Maintenance	456,531	456,531	456,531
Transportation and Housing		102,935	
<b>Total Expense</b>	<b>20,963,593</b>	<b>19,386,466</b>	<b>13,340,989</b>
<b>Special Purpose Surplus (Deficit) for the year</b>	<b>-</b>	<b>-</b>	<b>-</b>
<b>Total Special Purpose Surplus (Deficit) for the year</b>	<b>-</b>	<b>-</b>	<b>-</b>
<b>Special Purpose Surplus (Deficit), beginning of year</b>		<b>73,261</b>	73,261
<b>Special Purpose Surplus (Deficit), end of year</b>		<b>73,261</b>	<b>73,261</b>
<b>Special Purpose Surplus (Deficit), end of year</b>			
Endowment Contributions		<b>73,261</b>	73,261
<b>Total Special Purpose Surplus (Deficit), end of year</b>		<b>73,261</b>	<b>73,261</b>

# School District No. 33 (Chilliwack)

Schedule 3A (Unaudited)

Changes in Special Purpose Funds and Expense by Object  
Year Ended June 30, 2021

	Annual Facility Grant	Learning Improvement Fund	Special Education Equipment	Scholarships and Bursaries	School Generated Funds	Strong Start	Ready, Set, Learn	OLEP	CommunityLINK
<b>Deferred Revenue, beginning of year</b>	\$	\$	\$	\$	\$	\$	\$	\$	\$
Adjustments to Opening Balance		1,726	2,536	284,059	981,139	493	28	15,336	73
<b>Deferred Revenue, beginning of year, as restated</b>	-	1,726	2,536	284,059	981,139	493	28	15,336	73
<b>Add:</b> Restricted Grants									
Provincial Grants - Ministry of Education	456,531	490,428				224,000	49,000	152,054	722,132
Provincial Grants - Other									
Other				99,451	1,700,133				
Investment Income				2,211	10,620				
	456,531	490,428	-	101,662	1,710,753	224,000	49,000	152,054	722,132
<b>Less:</b> Allocated to Revenue	456,531	483,293	-	96,340	1,773,332	224,493	36,711	143,466	717,386
Recovered									
<b>Deferred Revenue, end of year</b>	-	<b>8,861</b>	<b>2,536</b>	<b>289,381</b>	<b>918,560</b>	-	<b>12,317</b>	<b>23,924</b>	<b>4,819</b>
<b>Revenues</b>									
Provincial Grants - Ministry of Education	456,531	483,293				224,493	36,711	143,466	717,386
Provincial Grants - Other									
Other Revenue				94,129	1,762,712				
Investment Income				2,211	10,620				
	456,531	483,293	-	96,340	1,773,332	224,493	36,711	143,466	717,386
<b>Expenses</b>									
Salaries									
Teachers								49,350	
Principals and Vice Principals									
Educational Assistants		374,708							523,030
Support Staff						171,829			
Other Professionals									
Substitutes		5,384			244		8,118	665	
	-	380,092	-	-	244	171,829	8,118	50,015	523,030
Employee Benefits		103,201				50,585	1,904	11,269	137,492
Services and Supplies	456,531			96,340	1,773,088	2,079	26,689	82,182	56,864
	456,531	483,293	-	96,340	1,773,332	224,493	36,711	143,466	717,386
<b>Net Revenue (Expense) before Interfund Transfers</b>	-	-	-	-	-	-	-	-	-
<b>Interfund Transfers</b>									
	-	-	-	-	-	-	-	-	-
<b>Net Revenue (Expense)</b>	-	-	-	-	-	-	-	-	-
<b>Additional Expenses funded by, and reported in, the Operating Fund</b>						31,877			

# School District No. 33 (Chilliwack)

Schedule 3A (Unaudited)

Changes in Special Purpose Funds and Expense by Object  
Year Ended June 30, 2021

	Classroom Enhancement Fund - Overhead	Classroom Enhancement Fund - Staffing	Classroom Enhancement Fund - Remedies	First Nation Student Transportation	Mental Health in Schools	Changing Results for Young Children	Safe Return to School Grant	Federal Safe Return to Class Fund	After School Sports Initiative
<b>Deferred Revenue, beginning of year</b>	\$	\$	\$	\$	\$	\$	\$	\$	\$
Adjustments to Opening Balance			76,915	57,295		7,422			27,440
						4,191			
<b>Deferred Revenue, beginning of year, as restated</b>	-	-	76,915	57,295	-	11,613	-	-	27,440
<b>Add:</b> Restricted Grants									
Provincial Grants - Ministry of Education	390,638	8,686,665	559,698	137,311	51,000	6,000	1,073,102	5,201,988	
Provincial Grants - Other									61,582
Other									
Investment Income									
	390,638	8,686,665	559,698	137,311	51,000	6,000	1,073,102	5,201,988	61,582
<b>Less:</b> Allocated to Revenue	390,638	8,299,462	297,973	102,935	28,993	4,210	1,073,102	5,201,988	45,613
Recovered			76,915						
<b>Deferred Revenue, end of year</b>	-	387,203	261,725	91,671	22,007	13,403	-	-	43,409
<b>Revenues</b>									
Provincial Grants - Ministry of Education	390,638	8,299,462	297,973	102,935	28,993	4,210	1,073,102	5,201,988	
Provincial Grants - Other									45,613
Other Revenue									
Investment Income									
	390,638	8,299,462	297,973	102,935	28,993	4,210	1,073,102	5,201,988	45,613
<b>Expenses</b>									
Salaries									
Teachers		6,738,711			6,223			2,267,180	
Principals and Vice Principals	120,350								
Educational Assistants								173,051	
Support Staff	75,738					1,456	504,614	612,399	
Other Professionals	10,554								2,000
Substitutes	100,021		97,654				15,867	149,447	
	306,663	6,738,711	97,654	-	6,223	1,456	520,481	3,202,077	2,000
Employee Benefits	64,862	1,560,751	13,356		1,327	146	88,146	733,744	
Services and Supplies	19,113		186,963	102,935	21,443	2,608	464,475	1,266,167	43,613
	390,638	8,299,462	297,973	102,935	28,993	4,210	1,073,102	5,201,988	45,613
<b>Net Revenue (Expense) before Interfund Transfers</b>	-	-	-	-	-	-	-	-	-
<b>Interfund Transfers</b>									
	-	-	-	-	-	-	-	-	-
<b>Net Revenue (Expense)</b>	-	-	-	-	-	-	-	-	-
<b>Additional Expenses funded by, and reported in, the Operating Fund</b>	353,891								

**School District No. 33 (Chilliwack)**

Schedule 3A (Unaudited)

Changes in Special Purpose Funds and Expense by Object

Year Ended June 30, 2021

	Miscellaneous Grants	TOTAL
	\$	\$
<b>Deferred Revenue, beginning of year</b>	19,176	1,473,638
Adjustments to Opening Balance	(4,191)	-
<b>Deferred Revenue, beginning of year, as restated</b>	14,985	1,473,638
<b>Add:</b> Restricted Grants		
Provincial Grants - Ministry of Education		18,200,547
Provincial Grants - Other		61,582
Other		1,799,584
Investment Income		12,831
	-	20,074,544
<b>Less:</b> Allocated to Revenue	10,000	19,386,466
Recovered		76,915
<b>Deferred Revenue, end of year</b>	<b>4,985</b>	<b>2,084,801</b>
<b>Revenues</b>		
Provincial Grants - Ministry of Education		17,461,181
Provincial Grants - Other	10,000	55,613
Other Revenue		1,856,841
Investment Income		12,831
	10,000	19,386,466
<b>Expenses</b>		
Salaries		
Teachers		9,061,464
Principals and Vice Principals		120,350
Educational Assistants		1,070,789
Support Staff		1,366,036
Other Professionals		12,554
Substitutes		377,400
	-	12,008,593
Employee Benefits		2,766,783
Services and Supplies	10,000	4,611,090
	10,000	19,386,466
<b>Net Revenue (Expense) before Interfund Transfers</b>	-	-
<b>Interfund Transfers</b>	-	-
<b>Net Revenue (Expense)</b>	-	-
<b>Additional Expenses funded by, and reported in, the Operating Fund</b>		<b>385,768</b>

# School District No. 33 (Chilliwack)

Schedule 4 (Unaudited)

Schedule of Capital Operations

Year Ended June 30, 2021

	2021	2021 Actual			2020
	Budget	Invested in Tangible Capital Assets	Local Capital	Fund Balance	Actual
	\$	\$	\$	\$	\$
<b>Revenues</b>					
Provincial Grants					
Ministry of Education	1,787,608	1,752,983		1,752,983	2,094,355
Other				-	11,874
Gain (Loss) on Disposal of Tangible Capital Assets	627,738	627,738		627,738	
Amortization of Deferred Capital Revenue	7,220,921	7,066,811		7,066,811	6,999,303
<b>Total Revenue</b>	<u>9,636,267</u>	<u>9,447,532</u>	-	<u>9,447,532</u>	<u>9,105,532</u>
<b>Expenses</b>					
Operations and Maintenance	1,787,608	1,752,983		1,752,983	2,106,229
Amortization of Tangible Capital Assets					
Operations and Maintenance	7,603,804	7,614,623		7,614,623	7,647,442
Transportation and Housing	561,783	558,276		558,276	464,242
<b>Total Expense</b>	<u>9,953,195</u>	<u>9,925,882</u>	-	<u>9,925,882</u>	<u>10,217,913</u>
<b>Capital Surplus (Deficit) for the year</b>	<u>(316,928)</u>	<u>(478,350)</u>	-	<u>(478,350)</u>	<u>(1,112,381)</u>
<b>Net Transfers (to) from other funds</b>					
Tangible Capital Assets Purchased		480,333		480,333	1,148,510
Local Capital	542,856		2,179,804	2,179,804	
Transfer to Local Capital for New School	138,068			-	1,000,000
<b>Total Net Transfers</b>	<u>680,924</u>	<u>480,333</u>	<u>2,179,804</u>	<u>2,660,137</u>	<u>2,148,510</u>
<b>Other Adjustments to Fund Balances</b>					
District Portion of Proceeds on Disposal		(628,438)	628,438	-	
<b>Total Other Adjustments to Fund Balances</b>		<u>(628,438)</u>	<u>628,438</u>	<u>-</u>	
<b>Total Capital Surplus (Deficit) for the year</b>	<u>363,996</u>	<u>(626,455)</u>	<u>2,808,242</u>	<u>2,181,787</u>	<u>1,036,129</u>
<b>Capital Surplus (Deficit), beginning of year</b>		<u>65,833,606</u>	<u>2,293,332</u>	<u>68,126,938</u>	<u>67,090,809</u>
<b>Capital Surplus (Deficit), end of year</b>		<u>65,207,151</u>	<u>5,101,574</u>	<u>70,308,725</u>	<u>68,126,938</u>

# School District No. 33 (Chilliwack)

Schedule 4A (Unaudited)

Tangible Capital Assets

Year Ended June 30, 2021

	Sites	Buildings	Furniture and Equipment	Vehicles	Computer Software	Computer Hardware	Total
	\$	\$	\$	\$	\$	\$	\$
<b>Cost, beginning of year</b>	47,352,559	283,308,537	7,913,301	4,809,137	220,163	135,349	<b>343,739,046</b>
<b>Changes for the Year</b>							
Increase:							
Purchases from:							
Deferred Capital Revenue - Bylaw		2,789,646	125,000	1,878,006			<b>4,792,652</b>
Deferred Capital Revenue - Other			220,221				<b>220,221</b>
Operating Fund			57,241	284,849	55,481	82,762	<b>480,333</b>
	-	2,789,646	402,462	2,162,855	55,481	82,762	<b>5,493,206</b>
Decrease:							
Disposed of	700						<b>700</b>
Deemed Disposals			834,709	615,621	40,110		<b>1,490,440</b>
	700	-	834,709	615,621	40,110	-	<b>1,491,140</b>
<b>Cost, end of year</b>	47,351,859	286,098,183	7,481,054	6,356,371	235,534	218,111	<b>347,741,112</b>
<b>Work in Progress, end of year</b>		42,759,644					<b>42,759,644</b>
<b>Cost and Work in Progress, end of year</b>	47,351,859	328,857,827	7,481,054	6,356,371	235,534	218,111	<b>390,500,756</b>
<b>Accumulated Amortization, beginning of year</b>		118,527,850	4,976,464	2,013,220	91,080	56,362	<b>125,664,976</b>
<b>Changes for the Year</b>							
Increase: Amortization for the Year		6,763,989	769,718	558,276	45,570	35,346	<b>8,172,899</b>
Decrease:							
Deemed Disposals			834,709	615,621	40,110		<b>1,490,440</b>
		-	834,709	615,621	40,110	-	<b>1,490,440</b>
<b>Accumulated Amortization, end of year</b>		125,291,839	4,911,473	1,955,875	96,540	91,708	<b>132,347,435</b>
<b>Tangible Capital Assets - Net</b>	<b>47,351,859</b>	<b>203,565,988</b>	<b>2,569,581</b>	<b>4,400,496</b>	<b>138,994</b>	<b>126,403</b>	<b>258,153,321</b>



**School District No. 33 (Chilliwack)**

Schedule 4B (Unaudited)

Tangible Capital Assets - Work in Progress

Year Ended June 30, 2021

	<b>Buildings</b>	<b>Furniture and Equipment</b>	<b>Computer Software</b>	<b>Computer Hardware</b>	<b>Total</b>
	\$	\$	\$	\$	\$
<b>Work in Progress, beginning of year</b>	12,724,025				12,724,025
<b>Changes for the Year</b>					
Increase:					
Deferred Capital Revenue - Bylaw	30,035,619				30,035,619
	30,035,619	-	-	-	30,035,619
<b>Net Changes for the Year</b>	30,035,619	-	-	-	30,035,619
<b>Work in Progress, end of year</b>	<b>42,759,644</b>	-	-	-	<b>42,759,644</b>

**School District No. 33 (Chilliwack)**

Schedule 4C (Unaudited)

Deferred Capital Revenue

Year Ended June 30, 2021

	<b>Bylaw Capital</b>	<b>Other Provincial</b>	<b>Other Capital</b>	<b>Total Capital</b>
	<b>\$</b>	<b>\$</b>	<b>\$</b>	<b>\$</b>
<b>Deferred Capital Revenue, beginning of year</b>	151,537,704	146,742	657,065	<b>152,341,511</b>
<b>Changes for the Year</b>				
Increase:				
Transferred from Deferred Revenue - Capital Additions	4,792,652		220,221	<b>5,012,873</b>
	4,792,652	-	220,221	<b>5,012,873</b>
Decrease:				
Amortization of Deferred Capital Revenue	6,969,462	12,559	84,790	<b>7,066,811</b>
	6,969,462	12,559	84,790	<b>7,066,811</b>
<b>Net Changes for the Year</b>	(2,176,810)	(12,559)	135,431	<b>(2,053,938)</b>
<b>Deferred Capital Revenue, end of year</b>	149,360,894	134,183	792,496	<b>150,287,573</b>
<b>Work in Progress, beginning of year</b>	12,126,526	471,699		<b>12,598,225</b>
<b>Changes for the Year</b>				
Increase				
Transferred from Deferred Revenue - Work in Progress	30,035,619			<b>30,035,619</b>
	30,035,619	-	-	<b>30,035,619</b>
<b>Net Changes for the Year</b>	30,035,619	-	-	<b>30,035,619</b>
<b>Work in Progress, end of year</b>	42,162,145	471,699	-	<b>42,633,844</b>
<b>Total Deferred Capital Revenue, end of year</b>	<b>191,523,039</b>	<b>605,882</b>	<b>792,496</b>	<b>192,921,417</b>

**School District No. 33 (Chilliwack)**

Schedule 4D (Unaudited)

Changes in Unspent Deferred Capital Revenue

Year Ended June 30, 2021

	Bylaw Capital	MEd Restricted Capital	Other Provincial Capital	Land Capital	Other Capital	Total
	\$	\$	\$	\$	\$	\$
<b>Balance, beginning of year</b>	-	1	65	3,745,515	140,577	<b>3,886,158</b>
<b>Changes for the Year</b>						
Increase:						
Provincial Grants - Ministry of Education	36,581,254					<b>36,581,254</b>
Other		(1)		469,430	178,934	<b>648,363</b>
Investment Income				40,935		<b>40,935</b>
Municipal Contributions					501,000	<b>501,000</b>
Donations					50,000	<b>50,000</b>
	36,581,254	(1)	-	510,365	729,934	<b>37,821,552</b>
Decrease:						
Transferred to DCR - Capital Additions	4,792,652				220,221	<b>5,012,873</b>
Transferred to DCR - Work in Progress	30,035,619					<b>30,035,619</b>
Transferred to Revenue - Site Purchases	-					<b>-</b>
Facility Improvements Not Capitalized	1,752,983					<b>1,752,983</b>
	36,581,254	-	-	-	220,221	<b>36,801,475</b>
<b>Net Changes for the Year</b>	-	(1)	-	510,365	509,713	<b>1,020,077</b>
<b>Balance, end of year</b>	-	-	65	<b>4,255,880</b>	<b>650,290</b>	<b>4,906,235</b>

**School District  
Statement of Financial Information (SOFI)**

**School District No. 33 (Chilliwack)**

**Fiscal Year Ended June 30, 2021**

**SCHEDULE OF DEBT**

Information on all long term debt is included in the School District Audited Financial Statements.

Prepared as required by *Financial Information Regulation*, Schedule 1, section 4

**School District  
Statement of Financial Information (SOFI)**

**School District No. 33 (Chilliwack)**

**Fiscal Year Ended June 30, 2021**

**SCHEDULE OF GUARANTEE AND INDEMNITY AGREEMENTS**

School District No.33 (Chilliwack) has not given any guarantee or indemnity under the Guarantees and Indemnities Regulation.

Prepared as required by *Financial Information Regulation*, Schedule 1, section 5

**School District  
Statement of Financial Information (SOFI)**

**School District No. 33 (Chilliwack)**

**Fiscal Year Ended June 30, 2021**

**SCHEDULE OF REMUNERATION AND EXPENSES**

	<b>Total Remuneration</b>	<b>Total Expenses</b>
<b><u>Elected Officials</u></b>		
A	\$	\$
B		
Z		
<b>Total Elected Officials</b>	<b>\$</b>	<b>\$</b>
<b><u>Detailed Employees Exceeding \$75,000</u></b>		
A	\$	\$
B		
Z		
<b>Total Detailed Employees Exceeding \$75,000</b>		
<b>Total Employees Equal to or Less Than \$75,000</b>		
<b>Consolidated Total</b>	<b>\$</b>	<b>\$</b>
<b>Total Employer Premium for Canada Pension Plan and Employment Insurance</b>		<b>\$</b>

Prepared as required by Financial Information Regulation, Schedule 1, section 6

**CHILLIWACK School District NO. 33**  
**FINANCIAL INFORMATION ACT REPORT**  
**July 1, 2020 to June 30, 2021**

A. LIST OF ELECTED OFFICIALS

<u>NAME</u>	<u>REMUNERATION</u>	<u>EXPENSES</u>
BONDAR, CARIN ANNE	7,590.45	250.00
COULTER, DANIEL A.	9,990.93	250.00
FURGASON, DARRELL A	21,687.00	810.00
MAAHS, HEATHER	21,687.00	600.00
MUMFORD, JARED L	22,540.36	810.00
NEUFELD, BARRY L.	21,687.00	600.00
REICHEL, WILLOW	23,596.36	810.00
SWANKEY, DAVID A	22,113.68	899.20
-----		
<u>TOTAL FOR ELECTED OFFICIALS</u>	150,892.78	5,029.20

**CHILLIWACK School District NO. 33**  
**FINANCIAL INFORMATION ACT REPORT**  
**July 1, 2020 to June 30, 2021**

**B. LIST OF EMPLOYEES WHOSE REMUNERATION EXCEEDS \$75,000**

<u>NAME</u>	<u>REMUNERATION</u>	<u>EXPENSES</u>
ABRAHAM, LOUIS	\$109,357.89	\$0.00
ADAMS LOUPRET, JESSICA R.	\$127,846.78	\$6,773.47
ALEXANDER, MICHAEL SCOTT	\$95,708.64	\$0.00
ALEXANDER, PETER B.	\$95,943.23	\$38.19
ALFRED, SHANE	\$95,708.55	\$1,879.44
ALGER, IEVA	\$88,664.50	\$461.65
ALLAN, DAVID L.	\$96,625.25	\$0.00
ALLAN, KAREN E.	\$102,176.02	\$552.11
ALLANSON, PAUL	\$118,410.78	\$365.65
ALLEN, SARAH K	\$76,336.19	\$739.50
ALTON, COLLEEN S	\$95,708.51	\$602.68
ANDERSON, GLENDA	\$93,528.15	\$1,204.97
ANDERSON, STEVE W.	\$95,708.66	\$0.00
ANGLEHART, CHAD	\$87,326.81	\$0.00
ANTONSEN, BRADLEY D	\$94,865.87	\$0.00
AQUINO, PAULA	\$97,018.40	\$13.64
ARMSTRONG, LINDSAY	\$87,694.08	\$166.55
ARMSTRONG, MARTIN	\$98,355.75	\$0.00
ARMSTRONG, ROBERT J	\$95,844.09	\$0.00
ARNISH, KRISTA	\$93,733.89	\$37.36
ARNOLD, DONNA	\$118,050.75	\$391.25
ARNOLD, MATTHEW	\$87,326.81	\$0.00
ARNOLD, NANCY	\$93,528.17	\$3,111.67
ARUL PRAGASAM, ROHAN C.	\$246,659.75	\$2,570.17
ATKINS, DEVIN S	\$115,377.16	\$236.25
AUSTIN, MICHELLE L	\$87,326.84	\$798.03
BAKER, ELIZABETH	\$95,233.13	\$448.17
BAKER, QUENTIN	\$96,992.48	\$0.00
BAKKER, EVELYN D.	\$86,902.94	\$100.33
BALL, STEVEN	\$96,203.53	\$297.02
BALL, TRACY	\$87,326.84	\$394.24
BALSILLIE, DEREK	\$88,664.52	\$0.00
BALSILLIE, SARAH	\$76,829.05	\$0.00
BANNERMAN, JANICE R.	\$83,475.00	\$0.00
BARISOFF HARRIS, ERIN	\$78,299.95	\$62.43
BARROW, SARA	\$95,708.52	\$0.00
BARROW, WILHELM R	\$87,785.15	\$967.48
BARTEL, LORA	\$87,326.83	\$357.77
BARTEL, RYAN	\$93,528.17	\$0.00
BATEMAN, SARAH	\$87,326.82	\$161.78



**CHILLIWACK School District NO. 33**  
**FINANCIAL INFORMATION ACT REPORT**  
**July 1, 2020 to June 30, 2021**

**B. LIST OF EMPLOYEES WHOSE REMUNERATION EXCEEDS \$75,000**

BATEMAN, TERENCE P	\$138,974.25	\$488.88
BATES, HEATHER L.	\$87,592.77	\$401.08
BAZAR, KAIMA	\$87,326.82	\$0.00
BEACOM, ALYA L	\$79,185.99	\$808.67
BEAMIN, CARLY	\$103,856.21	\$1,124.04
BENNETT, DANIELLE M	\$95,866.91	\$0.00
BERGEN, CRYSTAL	\$89,245.96	\$0.00
BERGERON, SANDRA R	\$78,108.69	\$0.00
BERKES, JACQUELINE	\$118,643.37	\$259.59
BERNARD, PAUL G	\$122,531.35	\$395.57
BERNARD, SHARON L.	\$128,439.37	\$625.86
BERTRAND, NICOLE R	\$86,697.98	\$40.57
BICKIS, WENDY	\$93,528.18	\$0.00
BIEGEL, KEVIN A.	\$87,326.83	\$0.00
BIELA, KAROLINA	\$87,249.82	\$115.40
BIELA, STEPHAN	\$95,708.66	\$0.00
BIRD, KEVIN	\$91,235.98	\$60.00
BLAAK, PAOLA A	\$93,528.16	\$195.60
BLACK, TANYA L	\$95,657.36	\$99.34
BLASCHEK, DANIEL P	\$88,040.41	\$0.00
BLESSIN, CHRISTINE	\$87,326.82	\$118.40
BLOCH, CHARLES D.	\$138,974.27	\$270.22
BOERNER, CARA	\$75,952.16	\$304.35
BOGUNOVIC, ROBERT A.	\$95,681.10	\$21.07
BONSHOR, CHRIS J	\$77,962.69	\$2,457.24
BORSETH, JASON K.	\$77,848.30	\$0.00
BORTOLUSSI, DAVID G.	\$87,326.81	\$50.00
BOTT, JODI E	\$95,681.13	\$0.00
BOUCHER, DONNA L.	\$93,501.39	\$1,306.94
BOYES, CRYSTAL G K	\$93,528.22	\$0.00
BRAMBLE, NICOLA	\$93,528.18	\$3,377.76
BRANDES TOOP, TARA	\$95,708.53	\$513.67
BRAUN, KEN W.	\$95,708.57	\$0.00
BRAUN, MANFRED	\$87,326.81	\$0.00
BRIDGE, GORDON	\$104,963.27	\$225.97
BRIDGE, LAURA	\$76,603.25	\$1,103.24
BRIEN, DAVID	\$95,709.07	\$172.86
BRIMACOMBE, ERROL A.	\$76,006.87	\$0.00
BRING, MANPRIT	\$87,267.56	\$91.08
BRITTON, CORY	\$87,326.83	\$80.00
BROEKHUIZEN, AVRIL	\$97,848.78	\$0.00

**CHILLIWACK School District NO. 33**  
**FINANCIAL INFORMATION ACT REPORT**  
**July 1, 2020 to June 30, 2021**

**B. LIST OF EMPLOYEES WHOSE REMUNERATION EXCEEDS \$75,000**

BROOKS, MELISSA L.	\$82,230.16	\$0.00
BROUWER, SONJA	\$93,501.35	\$290.04
BROWN, HEATHER A	\$80,421.77	\$3,131.34
BUCHWITZ, GERALD R.	\$93,528.16	\$0.00
BUCK, LINDSAY N	\$80,130.32	\$1,680.89
BUGDEN, MICHELE N.	\$93,528.16	\$254.22
BULLOCK, IAN C	\$86,672.56	\$28.43
BULLOCK, ROBERT A	\$86,161.86	\$0.00
BURGESS LEON, KATRINA C	\$86,042.96	\$295.58
BURKE, SHELLEY A	\$78,699.28	\$0.00
BURTON, DANNA	\$95,723.32	\$338.85
BURTON, KENNETH G.J.	\$96,203.51	\$601.10
BUXTON, CHRISTOPHER D	\$93,346.52	\$181.89
BUXTON, KARLA M	\$77,882.50	\$1,937.04
CALENDINO, BRENDA	\$137,678.41	\$3,936.55
CALLANDER, SARAH G.	\$79,681.58	\$347.72
CALVER, JEANIE B.	\$95,708.60	\$198.02
CALVER, SHAUN	\$95,708.66	\$0.00
CAMERON, MICHAEL D	\$95,708.61	\$0.00
CAMPBELL, DAVID A.	\$95,681.26	\$0.00
CANDY, TALEEN	\$84,254.71	\$172.50
CARGILL, DYLAN P	\$87,301.82	\$252.95
CARMICHAEL, INGRID M.	\$93,528.15	\$429.59
CARRIERE, MELISSA	\$89,948.44	\$242.22
CARVALHO, CARLA I	\$87,787.65	\$322.91
CASEY, DAVID	\$87,601.85	\$179.14
CASEY, MARY F.	\$87,326.82	\$0.00
CAUSTON, DANIEL G	\$95,681.23	\$31.32
CAVANAGH, MEGHAN R.	\$95,708.61	\$196.42
CECCHI, STEVE M.	\$95,708.50	\$358.93
CHAND, DEBORAH L.G.	\$93,986.48	\$385.70
CHARLIE, JAIMEE	\$119,266.49	\$280.71
CHATER, KENNETH A.	\$131,529.61	\$254.85
CHERNOFF, TAMMIE V.	\$95,708.85	\$0.00
CHIRICO, BRUNO	\$95,708.58	\$141.22
CHIRICO, STACY	\$101,597.79	\$546.86
CHO, JENNY J.	\$93,528.18	\$518.01
CLARK, REID J	\$75,471.57	\$0.00
CLARKE, GARETH E.	\$87,326.81	\$2,400.00
CLATTENBURG, JANA	\$95,708.61	\$169.36
CLATTENBURG, NADINE M.	\$146,420.33	\$1,318.32

**CHILLIWACK School District NO. 33**  
**FINANCIAL INFORMATION ACT REPORT**  
**July 1, 2020 to June 30, 2021**

**B. LIST OF EMPLOYEES WHOSE REMUNERATION EXCEEDS \$75,000**

CLAYTON, JENNA	\$96,469.35	\$0.00
CONNOLLY, MARILYN M.	\$96,022.80	\$0.00
COSBY, CHANDRA L	\$88,117.98	\$0.00
CRAIG, JENNIFER L	\$87,326.86	\$552.72
CRAMPTON, KATHLEEN F	\$87,517.86	\$181.19
CREELMAN, COLIN A	\$76,866.31	\$0.00
CROOK, ROBERT	\$93,528.15	\$0.00
CROSMAN, AMY C	\$95,708.41	\$327.53
CROUCHER, SHANE	\$93,528.19	\$0.00
CROZIER, MICHELLE	\$93,528.19	\$221.48
CUERVO, JODIE	\$93,528.16	\$0.00
D'ARCHANGELO, GABRIELE N.	\$139,334.45	\$236.25
D'ARCHANGELO, SANDRA	\$93,528.17	\$233.59
DAHLMAN, FLORENTINA	\$93,528.17	\$14.66
DANELUZ, KRISTINA	\$91,021.56	\$520.36
DANFORTH, COLLEEN	\$83,049.03	\$0.00
DANIELS, BRIGITTE	\$95,708.46	\$0.00
DARTNELL, JEFFREY	\$125,173.54	\$365.11
DAVIDSON, SHERRI A.	\$93,528.17	\$40.00
DAVIES, CATHERINE	\$93,528.15	\$0.00
DAVIS, MICHELLE	\$75,136.29	\$0.00
DEACON, ELEANOR M	\$86,663.63	\$0.00
DEAGLE, HEIDI	\$87,326.81	\$524.91
DEBRUYN, CHARLOTTE J.	\$139,334.22	\$760.67
DEBRUYN, MARK H.	\$96,075.81	\$31.63
DEHNKE, JAIME L	\$93,528.15	\$662.47
DEMERS, KAREN	\$93,528.18	\$225.63
DERKSEN, CELINE R	\$76,838.00	\$0.00
DESORMEAUX, DOMINIQUE	\$87,316.90	\$315.54
DESPINS, MARISSA	\$87,301.80	\$0.00
DI PASQUALE, DAVID	\$76,866.22	\$0.00
DONALDSON, CATHERINE J.	\$94,865.84	\$88.37
DOS SANTOS, DESMOND	\$87,326.81	\$0.00
DOUGLAS, JUDY E.	\$76,829.16	\$958.01
DOW, ANDREA	\$87,326.87	\$158.64
DRAHEIM, JANICE L	\$77,745.74	\$0.00
DRISCOLL, BRAD	\$135,625.95	\$296.94
DRISCOLL, NICOLE A.	\$138,974.25	\$532.77
DURFLINGER, CARRIE	\$93,528.16	\$1,577.65
DUVAL, PAMELA	\$93,069.60	\$1,042.91
DYBLE, ADAM	\$77,848.30	\$0.00

**CHILLIWACK School District NO. 33**  
**FINANCIAL INFORMATION ACT REPORT**  
**July 1, 2020 to June 30, 2021**

**B. LIST OF EMPLOYEES WHOSE REMUNERATION EXCEEDS \$75,000**

DYCK, DARREN	\$93,528.18	\$412.37
DYCK, NICOLE J.	\$97,046.19	\$0.00
DYCK, SONJA A	\$87,326.84	\$343.13
EARLE, LYNNETTE	\$98,355.75	\$223.88
EDGCOMBE, JAMES M.	\$138,974.27	\$236.25
EDWARDS, DANIEL K	\$96,578.32	\$2,200.16
EDWARDS, KELSEY	\$96,175.99	\$0.00
EDWARDS, LISA	\$87,326.81	\$0.00
EGO, LISA	\$124,581.14	\$236.25
ELLIOTT, HEATHER M.	\$89,174.33	\$614.79
ELLIS, SHERRI	\$87,301.84	\$99.88
EMERY SMYTH, KERRY L.E.	\$93,528.19	\$973.51
EPP, JOEL	\$93,528.19	\$167.22
EPP, MELANIE K	\$93,528.18	\$382.99
FALK, ANGELA J	\$78,900.10	\$413.01
FALK, CHRISTOPHER	\$116,740.02	\$292.50
FARNLEY, JANICE	\$87,326.82	\$0.00
FAST, ANDREW	\$91,402.24	\$140.92
FEARN, KIRSTY	\$91,034.99	\$0.00
FEDORUK, JULIE A	\$87,326.83	\$102.12
FEHLAUER, BRIAN D.	\$146,420.33	\$260.39
FERGUSON, ROSEMARY	\$93,573.59	\$37.95
FERRIS, JONATHAN T.H.	\$80,508.70	\$0.00
FERRIS, MATTHEW A.	\$97,627.06	\$293.44
FERRIS, NANCY J	\$90,781.86	\$0.00
FIDDES, SCOTT A	\$91,540.07	\$811.63
FITZSIMMONS, ALISON	\$87,326.85	\$442.53
FLORIZONE, MICHAEL	\$87,326.82	\$0.00
FOLKA, COLLEEN	\$88,664.51	\$0.00
FORBES, GORDON D	\$75,370.98	\$6,889.62
FORDHAM, RACHEL I	\$87,326.86	\$429.32
FOREMAN, JANET	\$94,395.58	\$1,258.66
FOREMAN, JANNA	\$87,326.83	\$154.86
FORREST, DIANA	\$93,528.18	\$375.47
FORSTBAUER, ROSANNA	\$95,681.11	\$0.00
FRAIL, TERESA	\$93,939.56	\$0.00
FRANZ, JANET L.	\$93,492.23	\$221.18
FRASER, BRENDA L.	\$87,481.74	\$4,550.14
FRASER, DOUGLAS R.	\$93,528.17	\$5,790.97
FRIESEN, JOANNE LISA	\$85,359.74	\$1,507.00
FRIESEN, MARK	\$146,634.80	\$1,696.80

**CHILLIWACK School District NO. 33**  
**FINANCIAL INFORMATION ACT REPORT**  
**July 1, 2020 to June 30, 2021**

**B. LIST OF EMPLOYEES WHOSE REMUNERATION EXCEEDS \$75,000**

FRIESEN, SUSAN F.	\$79,219.51	\$1,525.77
FROST, DONNA J.	\$87,249.77	\$60.00
FUGGER, LISA F	\$98,383.94	\$0.00
FULFORD, BONNIE	\$95,708.71	\$1,340.98
FULTZ, DAMON	\$95,681.22	\$473.69
GAMBOA, SARAH H	\$101,303.00	\$323.97
GARCIA, GAIL	\$87,759.33	\$0.00
GARDNER, IAIN D.	\$138,974.27	\$826.92
GAUDETTE, GLENDA	\$97,523.15	\$0.00
GEARY, BRADLEY A	\$93,528.16	\$33.06
GECK, DALE C.	\$95,708.51	\$65.07
GELINEAU, LISA	\$86,980.32	\$1,331.48
GEMMELL, WADE J.	\$138,974.34	\$0.00
GIBBS, MARLA	\$95,799.29	\$1,283.28
GIBBS, TROY	\$128,439.36	\$267.66
GILCHRIST, GAIL	\$95,708.54	\$3,500.98
GILL, JASJIT K	\$75,563.46	\$0.00
GILLINGHAM, DALLAS	\$93,528.16	\$634.81
GILLINGHAM, JIM G.	\$95,708.54	\$70.21
GISLASON, MEGAN L	\$87,040.09	\$0.00
GOERTZEN, TREVOR W	\$87,326.83	\$219.05
GOODMAN, RYAN JAMES	\$80,888.25	\$0.00
GORBY, SUSAN C.	\$112,201.66	\$133.90
GORDON, JILLIAN	\$79,469.78	\$1,817.35
GOSAL, PAULA K.	\$142,698.52	\$0.00
GRAHAM, DOLORES	\$81,094.82	\$532.35
GRAHAM, NERINE E.	\$94,152.72	\$3,864.78
GRAVES, KYLE F	\$77,962.66	\$83.15
GRAY, JANICE E	\$76,821.72	\$0.00
GREENHOUGH, ALISON D.	\$93,528.19	\$185.79
GREENWOOD, MARGARET J.	\$87,326.81	\$229.95
GREGORY, SARA	\$87,694.09	\$778.16
GREGORY, SCOTT	\$96,035.60	\$59.04
GRENIER, JEFFREY S	\$78,699.24	\$24.51
GRIFFEN, CATHY	\$95,708.57	\$0.00
GROVES, ANGELA M	\$93,514.78	\$427.02
GUY, ALISON R.	\$87,326.81	\$339.75
GUYOT, MELANIE J	\$76,856.18	\$1,280.68
HAAGENSEN, CLARE E.	\$93,528.15	\$338.67
HAGERMAN, BEVERLY	\$97,708.68	\$0.00
HAGERMAN, JOEY	\$80,904.07	\$0.00

**CHILLIWACK School District NO. 33**  
**FINANCIAL INFORMATION ACT REPORT**  
**July 1, 2020 to June 30, 2021**

**B. LIST OF EMPLOYEES WHOSE REMUNERATION EXCEEDS \$75,000**

HAGKULL, BRADLEY J	\$118,643.34	\$893.52
HAILSTONE, BRITT	\$93,528.17	\$0.00
HALKO, LEANNE	\$93,528.17	\$359.03
HALLER, BROOKE N	\$128,007.63	\$576.46
HALVORSON, CINDY	\$87,326.82	\$2,617.32
HANCOCK, KIM V.	\$100,310.63	\$84.00
HANNAH, TARA	\$95,708.57	\$147.58
HANSON, JEFFREY W.	\$83,641.05	\$0.00
HARDER, BRUCE	\$93,528.16	\$0.00
HARDY, CHANDRA	\$93,895.42	\$0.00
HARTFIELD, ERIN C.	\$88,664.52	\$0.00
HARTMAN, CARMEN	\$76,829.02	\$497.59
HAVILAND, YVONNE M	\$92,918.49	\$0.00
HAWKENSON, LONNIE	\$97,046.27	\$112.62
HAWKINS, DAVID G	\$87,301.80	\$0.00
HAYES, NICOLE	\$94,395.56	\$484.12
HAYES, STEVE	\$95,708.50	\$0.00
HEISLER, CYNTHIA A.	\$78,594.13	\$0.00
HEISLER, DANIEL J.	\$146,420.33	\$316.26
HENDERSON, HALEY	\$94,865.86	\$56.60
HENROTTE, SALEENA	\$93,528.18	\$0.00
HERRIN, IAN	\$103,574.34	\$0.00
HERRIN, REBECCA A.	\$93,528.18	\$8,960.52
HIGGINBOTTOM, JACQUELINE	\$95,708.55	\$596.30
HILLS, HEATHER	\$93,528.15	\$1,151.78
HINKSMAN, SALLY	\$93,501.39	\$828.79
HINTZ, KATHERINE L.	\$87,326.81	\$0.00
HIPWELL, AMBER	\$87,326.86	\$210.81
HNATIW, ANNA	\$87,326.81	\$463.86
HOEPPNER, DALE C.	\$95,754.01	\$390.52
HOEPPNER, KAREN	\$97,046.21	\$368.63
HOLFORD, JODY	\$93,528.15	\$288.02
HOLFORD, MATTHEW	\$89,065.69	\$0.00
HOLLIDAY, AMBER	\$75,864.22	\$146.65
HOLM, JENNIFER L	\$90,167.16	\$94.99
HOPKINS, SHIRLEY	\$95,708.49	\$44.21
HORNSBY, ROBERT	\$97,046.27	\$47.04
HUITEMA, JULIE S.	\$76,319.76	\$93.78
HUMPHRIES, LORISSE	\$93,895.42	\$676.08
HUNT, CHRISTOPHER	\$93,876.74	\$0.00
HURLEY, KATHERINE D	\$95,708.61	\$0.00

**CHILLIWACK School District NO. 33**  
**FINANCIAL INFORMATION ACT REPORT**  
**July 1, 2020 to June 30, 2021**

**B. LIST OF EMPLOYEES WHOSE REMUNERATION EXCEEDS \$75,000**

HURLEY, LINDSAY L	\$86,617.39	\$267.21
HURLEY, PAUL	\$87,326.82	\$186.73
ILERSICH, TAMARA	\$164,784.40	\$3,291.01
INGHAM, CAROLYN	\$118,604.76	\$236.25
INGHAM, STACEY	\$93,528.19	\$173.65
ISAAC, KATHY M	\$93,528.16	\$590.44
JACKSON, JENNY YEN HAI	\$78,843.34	\$52.30
JANZ, SYLVIA	\$79,499.91	\$360.37
JANZEN, BROOKE A	\$118,989.54	\$236.25
JEANSONNE, BONNIE	\$95,708.56	\$0.00
JOE, RICK	\$96,121.19	\$952.39
JOHNSON, HILARY A	\$83,405.86	\$925.23
JOHNSON, SAMANTHA J	\$96,511.17	\$1,268.39
JOHNSTON, BRADLEY L.	\$138,974.22	\$236.25
JOHNSTON, CLINTON S.P.	\$87,326.81	\$0.00
JOHNSTON, KERRIE L	\$93,528.19	\$2,666.70
JOHNSTON, STACEY D	\$93,528.19	\$227.02
JONES, JENNIFER L.	\$93,528.19	\$0.00
JONES, LINDA	\$94,168.54	\$666.41
JONES, MORGAN	\$87,326.88	\$39.42
JONES, RHONDA L	\$97,046.31	\$0.00
JONES, SHELLEY	\$93,501.39	\$158.77
JORDAN, PAULA J.	\$166,665.73	\$2,365.95
JOSEPHSON, KEVIN	\$105,291.89	\$2,255.40
KANUHO SAM, JEANETTE	\$87,326.81	\$403.16
KASPER, JOANNA M	\$131,529.64	\$258.00
KASS, KIM	\$125,220.93	\$1,481.90
KEIWAN, KELLY	\$93,528.18	\$150.24
KELLEY, LEAH M.	\$114,844.84	\$30.19
KEMP, JASON E.	\$130,651.67	\$438.39
KIMBERLEY, RICK	\$95,708.58	\$0.00
KING, ALYSON L.	\$103,489.00	\$2,977.71
KLASSEN, CAROLYN J.	\$93,528.09	\$0.00
KLASSEN, CORI-ANNE	\$95,708.53	\$31.47
KLASSEN, MARK	\$105,291.88	\$147.26
KLASSEN, RANDALL R	\$93,501.38	\$986.02
KLASSEN, TYLER S	\$80,147.06	\$0.00
KLETTKE, JEANNIE	\$95,708.57	\$230.83
KLETTKE, M. EDWARD	\$117,766.98	\$0.00
KLIM, TALLY JOHN	\$93,528.18	\$0.00
KLOK, BRAD C	\$95,708.65	\$0.00

**CHILLIWACK School District NO. 33**  
**FINANCIAL INFORMATION ACT REPORT**  
**July 1, 2020 to June 30, 2021**

**B. LIST OF EMPLOYEES WHOSE REMUNERATION EXCEEDS \$75,000**

KNEZO, KATHERINE E	\$93,528.18	\$0.00
KNODEL, JODI	\$77,848.33	\$737.63
KOHUCH, MICHELLE	\$95,708.56	\$153.30
KONONOFF, NATASHA	\$87,326.82	\$12.09
KOPPEJAN, ADA S	\$94,197.10	\$0.00
KORMILO, CALLA M.	\$93,528.17	\$0.00
KORNELIUS, SHARON	\$87,112.77	\$170.63
KOTANKO, MICHAEL J.	\$125,458.64	\$236.25
KRAHN, CLAYTON A	\$87,326.82	\$0.00
KRAHN, RICHARD	\$83,083.35	\$4,167.84
KUSHNIRYK, GRANT J.	\$128,439.36	\$236.25
KUSHNIRYK, MARY H.	\$93,528.19	\$161.70
LABELLE, SYLVIE	\$95,681.20	\$1,040.98
LACERTE, LINDA	\$93,528.15	\$336.35
LACEY, CHERYL	\$95,708.54	\$3,107.54
LAKOWSKI, MARISSA	\$93,528.19	\$0.00
LARSEN, KEN	\$95,708.52	\$757.50
LARSON, DANE	\$93,528.19	\$0.00
LAURILLARD, KELLY	\$93,528.19	\$277.39
LAURILLARD, PAUL F.	\$96,203.55	\$0.00
LAWSON, CHARLES D.	\$146,420.36	\$0.00
LECLAIR, LOUISE	\$93,528.18	\$491.88
LEDOUX, KIM	\$95,708.56	\$203.14
LEFURGY, KARA	\$95,708.54	\$510.64
LEWIS, DAVID A	\$87,326.81	\$0.00
LEWIS, TRICIA	\$95,811.45	\$0.00
LIEBE, LAURA	\$87,326.81	\$352.07
LIGHTLE, CHERYL	\$108,342.55	\$236.25
LIGHTLE, SEAN R.	\$98,383.90	\$319.56
LINAU, STEPHANIE	\$97,584.63	\$0.00
LINCOLN, KAREN A	\$95,681.15	\$1,079.69
LINK, STEVEN F	\$97,578.53	\$0.00
LIPTAK, SHERRY LYNN	\$85,360.27	\$513.55
LISTER, CHRISTOPHER	\$95,708.66	\$1,079.07
LITTLE, CAMERON N	\$96,075.82	\$0.00
LITTLE, MONICA M	\$93,501.37	\$659.67
LOCHHEAD, TIM	\$87,785.14	\$0.00
LODDERS, COLLEEN R	\$87,694.08	\$368.74
LODDERS, MARCUS C	\$85,183.33	\$0.00
LOGAN, HEIDI	\$95,708.52	\$1,276.13
LOGAN, RYAN B	\$97,046.22	\$2,791.47



**CHILLIWACK School District NO. 33**  
**FINANCIAL INFORMATION ACT REPORT**  
**July 1, 2020 to June 30, 2021**

**B. LIST OF EMPLOYEES WHOSE REMUNERATION EXCEEDS \$75,000**

LONG, JENNIFER	\$97,046.24	\$0.00
LONGHURST, HUGH	\$95,708.54	\$0.00
LOUSIER, K. MONIQUE	\$93,528.17	\$500.73
LOW, KRISTEN R	\$92,899.77	\$0.00
LUMSDEN, CRAIG J.	\$93,528.14	\$0.00
LUMSDEN, TRISHA	\$79,681.56	\$27.99
LYON, TARA M.	\$96,017.07	\$3,584.28
MAARHUIS, TRUDY	\$76,829.08	\$679.40
MACCONNELL, EILIDH A	\$101,059.23	\$0.00
MACDONALD, LOUANNE	\$93,501.35	\$0.00
MACISAAC, GINA L.	\$93,528.17	\$703.21
MACISAAC, THOMAS	\$95,708.51	\$0.00
MACLEOD, SUSAN D.	\$76,829.11	\$290.80
MACPHERSON, LAURA J	\$91,363.24	\$224.02
MACVICAR, ROB	\$88,664.51	\$0.00
MAGNEISON, KARINA	\$84,757.43	\$545.35
MAI, RAYMOND G	\$88,639.10	\$182.00
MALLET, JENNIFER	\$86,663.62	\$1,946.72
MANN, KAREY M.	\$85,360.30	\$0.00
MANUEL, DAVID C.	\$156,957.41	\$3,412.99
MARCINOWSKI, EVA	\$87,326.83	\$165.37
MAROCHI, SHELLEY A.	\$93,528.18	\$587.01
MASSEY, SHERI A.	\$87,306.21	\$1,110.51
MASSIE, JOSEPH	\$106,164.50	\$428.75
MATTIE, QUENTIN S.A.	\$94,865.88	\$0.00
MAURO, JOSEPH	\$96,203.55	\$0.00
MAXWELL, JOANNE	\$93,528.17	\$134.29
MAZEROLLE, DANIEL J.	\$87,326.81	\$43.94
MAZEROLLE, LISA	\$87,326.81	\$0.00
MCALPINE, JAN E	\$98,654.99	\$323.71
MCASTOCKER, ERIN	\$134,688.89	\$236.25
MCAULAY, JOSCELYN	\$95,708.55	\$1,200.66
MCAULIFFE, CAROLYN	\$93,501.37	\$1,608.95
MCCAGUE, HEATHER R	\$93,528.19	\$1,049.44
MCCANN, SHANNON	\$93,528.19	\$360.77
MCCORMICK, SHANELLE	\$95,614.86	\$0.00
MCCURDY, JANINE M.	\$139,300.21	\$400.00
MCDONALD, BARBARA	\$95,708.51	\$125.84
MCDONALD, GAVIN D	\$95,708.64	\$380.02
MCDONALD, LANA	\$95,694.84	\$630.69
MCFEE, MALCOLM	\$87,301.82	\$0.00

**CHILLIWACK School District NO. 33**  
**FINANCIAL INFORMATION ACT REPORT**  
**July 1, 2020 to June 30, 2021**

**B. LIST OF EMPLOYEES WHOSE REMUNERATION EXCEEDS \$75,000**

MCGREGOR, CHRISTOPHER	\$98,365.15	\$299.63
MCGREGOR, JAMES M	\$75,157.84	\$0.00
MCINTYRE, KEVIN J	\$97,963.00	\$0.00
MCKINLEY, TAMMY	\$96,109.94	\$435.25
MCLEAN, JEFF T.	\$131,071.50	\$0.00
MCLEAN, LAUREN J	\$93,605.63	\$0.00
MCLEOD, ELDON	\$95,233.12	\$0.00
MCLEOD, SHAWN O.	\$123,095.12	\$236.25
MCNEICE, MARGARET	\$95,708.46	\$178.51
MCRAE, JAMES	\$97,413.48	\$0.00
MELLIN, CLAUDETTE	\$85,926.84	\$0.00
MERRICK, CAELAH	\$87,685.52	\$99.90
MILLER, DENNIS A.	\$95,708.58	\$0.00
MILLER, PENELOPE D	\$98,355.78	\$0.00
MITCHELL, COLIN N.	\$114,845.09	\$100.88
MITCHELL, HILDI D.	\$93,528.16	\$0.00
MONCHALIN, DAWN	\$91,034.99	\$764.89
MONCHALIN, RYAN	\$87,326.82	\$240.08
MONKMAN, SHANE	\$88,664.51	\$0.00
MONTES CARDENAS, CLAUDIA E.	\$88,687.90	\$201.31
MOORE, JUSTIN	\$125,533.44	\$1,450.96
MOORE, MELANIE L.	\$93,528.18	\$113.85
MOORE, S. BRENT	\$93,501.39	\$0.00
MORDAUNT, SHARILYN M	\$103,499.06	\$432.22
MOREH, SHERILYN A.	\$93,528.19	\$884.38
MORELLI, DUANE	\$95,708.61	\$139.87
MORFORD, GILLIAN T	\$87,326.85	\$0.00
MORRISON, CAROLYN M.	\$95,708.51	\$0.00
MORRISON, SARAH A	\$76,835.60	\$321.24
MOTTISHAW, MEGAN E	\$77,858.94	\$199.03
MOTZ, DAWN E.	\$87,326.81	\$446.96
MOURITZEN, JAKE	\$105,326.83	\$0.00
MULDER, SHARON	\$93,528.15	\$465.45
MUMMERY, ANNE	\$93,528.18	\$386.60
MURLEY, CARYS	\$83,792.67	\$219.50
MURPHY, KELLY R.	\$98,608.58	\$897.75
MURPHY, LEANNE	\$87,326.82	\$4,636.89
MURPHY, TIMOTHY M.	\$88,664.50	\$0.00
MURTHA, WILLIAM J	\$97,018.52	\$1,523.85
NEETZ, VANESSA	\$88,664.52	\$0.00
NEID, ALICIA M	\$87,331.60	\$0.00

**CHILLIWACK School District NO. 33**  
**FINANCIAL INFORMATION ACT REPORT**  
**July 1, 2020 to June 30, 2021**

**B. LIST OF EMPLOYEES WHOSE REMUNERATION EXCEEDS \$75,000**

NESBITT, CRYSTAL L.	\$95,239.49	\$647.18
NEUFELD, JESSICA	\$85,336.07	\$824.07
NGIENG, SARA	\$93,528.19	\$122.63
NICHOLS, THOMAS R	\$92,071.75	\$0.00
NICKEL, SHELDON	\$92,893.38	\$697.50
NIEZEN, RICHARD K	\$85,798.68	\$200.00
NOER, CHRISTA	\$93,528.15	\$681.61
NORTHEY, SUSAN	\$114,090.35	\$48.83
NORTON, STEWART S	\$78,225.95	\$1,875.22
O'GRADY, ALYSON	\$93,528.18	\$2,375.46
ODERMATT, PAULA	\$95,708.59	\$495.33
OLAFSON, CHRIS W.	\$100,260.06	\$0.00
OLSON, ANGELA	\$95,708.61	\$74.54
OSTLUND, DAVID RF	\$93,514.77	\$101.59
PADGHAM, MONICA S.	\$94,128.31	\$144.83
PARKER, KIM L	\$121,847.89	\$563.70
PARKES, GINA E A	\$76,888.25	\$55.23
PARKINSON, DIANNE L	\$95,681.19	\$428.39
PARSONS, CALVIN	\$87,182.23	\$0.00
PASTORCHIK, RYAN D	\$106,428.94	\$236.25
PATTERSON, TRIENEKE E. M.	\$86,663.62	\$353.01
PAULS, CHRISTINA	\$87,503.16	\$876.35
PAYNE, ISABELLE	\$88,664.53	\$1,839.83
PENNER, ALAN	\$87,694.08	\$313.05
PETEK, CAROL A.	\$128,439.41	\$0.00
PETEK, DANIEL A.	\$90,002.17	\$0.00
PETERS, LEANNA J.J.M.	\$93,528.16	\$176.07
PETERSEN, SHAWNA L.	\$138,299.24	\$236.25
PETERSON, LAURIE	\$87,261.35	\$0.00
PICKLES, STACEY J	\$98,751.77	\$170.63
PIEGSA, NOELLE	\$95,681.15	\$0.00
PIERSON, VANESSA	\$93,528.16	\$0.00
PINCKNEY, BRENT	\$95,747.25	\$0.00
PLUMMER, HELEN J.	\$146,780.34	\$2,668.57
POETTCKER, JAMIE D	\$84,015.42	\$1,103.21
POINT, BRENDA L.	\$133,558.37	\$1,738.00
POLLOCK, KERRY E.	\$77,345.82	\$92.63
PORRO, MARGO S.	\$93,528.18	\$164.38
PORTMAN, ANNA E	\$87,578.41	\$453.87
PREIBISCH, CATHY J.	\$101,932.58	\$2,643.98
PRICE, JANET M	\$96,075.86	\$203.79

**CHILLIWACK School District NO. 33**  
**FINANCIAL INFORMATION ACT REPORT**  
**July 1, 2020 to June 30, 2021**

**B. LIST OF EMPLOYEES WHOSE REMUNERATION EXCEEDS \$75,000**

PRICE, LINDSAY A.	\$93,528.17	\$50.00
PRIEBE, CHAD	\$95,661.75	\$8.38
PURYCH, DARREN	\$95,708.51	\$0.00
RAABE, JODY L.	\$95,708.66	\$0.00
RADDYSH, GARY	\$98,383.96	\$0.00
RAE, SANDRA N.	\$94,865.83	\$80.00
RAHN BORN, KELLY S.	\$88,664.52	\$738.32
RATZLAFF, WILMA	\$87,326.83	\$1,032.11
REDDEN, HOLLIE	\$101,675.86	\$825.48
REES, ROBYN	\$95,708.66	\$1,761.69
REILLY, CHRIS	\$93,501.39	\$0.00
REILLY, MICHELLE N	\$103,141.94	\$284.01
REITSMA, CHRISTOPHER	\$94,152.71	\$900.61
REMINGTON, BETHANY A D	\$81,852.00	\$146.33
REMPEL, VICTORIA C	\$76,888.33	\$661.66
RIAR, SARABPREET	\$82,048.47	\$162.47
RICHARDSON, TEENA M	\$84,359.46	\$180.67
RIDEOUT, KARA	\$93,528.17	\$428.87
ROBERTSON BRENNAN, CORINNA	\$87,739.93	\$255.25
ROBINSON, DARCIE L.	\$77,848.30	\$544.03
ROGERS, ALLAN	\$95,708.50	\$0.00
ROGERS-STADNYK, CAROLE	\$93,528.19	\$171.88
ROPAIN, PATRICIA	\$85,860.42	\$783.65
ROSE, DEBORAH	\$76,544.94	\$100.00
ROSEBOOM, MARLENE N	\$84,916.90	\$606.10
ROULEAU, MICHAEL A	\$75,877.12	\$0.00
ROWE, KARI K	\$86,663.62	\$881.42
ROWLANDS, KATHLEEN M.	\$93,069.61	\$0.00
ROZENDAL, TAMMY L	\$77,973.49	\$342.96
SACHE, SHAWNA R	\$86,935.61	\$0.00
SAGERT, REBECCA J	\$94,865.86	\$199.50
SANDERSON, LINDSAY M	\$80,009.52	\$204.44
SAUNDERS, KRISTI L	\$76,566.87	\$315.30
SAVAGE, KIRK A.B.	\$173,885.34	\$535.67
SAVICH, MICHELLE	\$79,201.86	\$0.00
SCHMIETENKNOP, AMANDA	\$95,708.52	\$0.00
SCHRAMM, LYNNET	\$125,173.49	\$374.50
SERVATIUS, DALE R.	\$94,865.86	\$23.71
SEYMOUR, CHRISTINE I	\$76,901.02	\$0.00
SEYWERD, JOSEF H.	\$114,844.73	\$300.00
SHAND, DEBORAH A.	\$91,031.68	\$205.84

**CHILLIWACK School District NO. 33**  
**FINANCIAL INFORMATION ACT REPORT**  
**July 1, 2020 to June 30, 2021**

**B. LIST OF EMPLOYEES WHOSE REMUNERATION EXCEEDS \$75,000**

SHANE, LISA M.	\$84,348.13	\$0.00
SHARMAN, NOEL E.	\$134,577.19	\$236.25
SHARP, SALVINA	\$121,316.00	\$317.81
SHEA, GERAD E.	\$93,528.19	\$0.00
SHEA, JASON H.	\$95,708.54	\$69.62
SHEA, KATRINA	\$93,895.41	\$382.53
SHEA, WAN LING	\$93,528.18	\$82.07
SHEPHERD, DAVID W.A.	\$76,128.21	\$0.00
SHINNESS, DAVID A	\$87,326.81	\$187.48
SHIRLAW, KRYSTLE D.	\$80,477.91	\$916.41
SIGATY, KEVIN	\$95,708.63	\$379.72
SIGATY, WENDY	\$93,528.16	\$673.20
SIGURDSON, INGA M	\$86,510.17	\$0.00
SIMINGTON, LEANNE	\$95,708.53	\$1,020.06
SIMMONDS, RHONDA J	\$104,874.93	\$52.50
SIMON, JODY A.	\$75,194.59	\$151.41
SIMPSON, KARRA	\$87,326.81	\$0.00
SINGH, ANAMIKA	\$104,457.99	\$0.00
SLYKHUIS, GERALD N.	\$206,838.13	\$3,431.40
SLYKHUIS, MATTHEW B	\$98,087.95	\$1,820.44
SMITH, CARRIE	\$87,301.80	\$648.76
SMITH, CHERYL	\$87,326.85	\$61.83
SOLOMON, JANICE D	\$87,326.81	\$0.00
SORENSEN, AMBER P	\$79,049.01	\$1,257.68
SPEDDING, ANDREA	\$95,708.60	\$9,500.15
SPENDLOVE CRAIGIE, JEANETTE	\$93,501.38	\$131.11
STEPHENSON, BRYCE	\$99,516.15	\$28.43
STEWART, MICHELLE L.	\$91,035.00	\$38.90
STEWART, TARA L	\$93,528.15	\$0.00
STRADLING, KYLA	\$87,326.84	\$0.00
SUTCLIFFE, JENNIFER L	\$76,970.48	\$755.33
SUTCLIFFE, JOEL	\$78,333.31	\$1,795.01
SWARD, KRISTIN	\$120,238.33	\$343.15
SYMINGTON, BANNING	\$93,221.48	\$41.06
TAGLE, RICHARD V.	\$95,708.57	\$0.00
TARR, ROBERT L	\$87,284.02	\$0.00
TAYLOR, JULIE-ANNE	\$87,326.83	\$1,546.69
TEBRINKE, DANIELLE T	\$80,514.34	\$422.51
TEMPLETON, JASON C.	\$90,002.19	\$0.00
TEMPLETON, WENDY	\$93,528.18	\$483.28
TESTA, DIEGO	\$146,420.33	\$415.00

**CHILLIWACK School District NO. 33**  
**FINANCIAL INFORMATION ACT REPORT**  
**July 1, 2020 to June 30, 2021**

**B. LIST OF EMPLOYEES WHOSE REMUNERATION EXCEEDS \$75,000**

TESTER, HEIDI A	\$95,708.52	\$151.70
THIESEN, DIANE E.	\$87,326.83	\$356.81
THIESSEN, JENNIFER	\$85,303.66	\$333.66
THOMPSON, CARLA	\$95,840.82	\$944.91
THORNTON, LESLEY A.	\$85,360.26	\$304.04
TIECHKO, GLEN O.	\$128,439.36	\$1,329.99
TIECHKO, TERUYO	\$76,829.06	\$2,343.71
TIEU, CURTIS	\$87,326.81	\$0.00
TOEWS, CHARLENE	\$93,528.18	\$1,552.75
TOLMAN, ERICA ANNE	\$84,704.86	\$1,940.57
TORRANCE, KEN	\$87,301.80	\$0.00
TOTH, TANIA R.	\$100,721.33	\$0.00
TOURNIER, NIKITA C.	\$86,202.53	\$1,103.79
TREMBLAY, PIERRE	\$101,059.31	\$86.11
VALBURG, KELLIE D	\$93,528.19	\$33.72
VALLELY, KRISTY	\$94,273.13	\$70.89
VAN DALFSEN, LISA	\$116,813.91	\$236.25
VAN GAMEREN, GRIETHA E	\$88,986.26	\$974.72
VAN SCHAGEN, ABBY L	\$83,401.79	\$259.32
VAN TASSEL, ALLAN	\$152,214.05	\$28.43
VAN WINKLE, LYNNETTE	\$93,528.18	\$310.48
VERLEUR, LEIGH A.	\$95,708.60	\$264.73
VOGEL, DONNA	\$78,211.60	\$157.33
VOGT, SHERRY-ANN	\$87,326.81	\$257.11
VRIEND, TRACY	\$87,326.75	\$154.87
WADDINGTON, LESLIE A	\$138,974.25	\$230.96
WAGNER, TRACY L.	\$138,974.29	\$974.98
WALKER, DAVID	\$98,887.47	\$517.31
WALKER, KEVIN D	\$78,699.20	\$16.04
WALLACE, LISA D.	\$131,529.61	\$3,055.29
WALLACE, R. SCOTT	\$138,974.45	\$47.84
WARAWA, KELSI C	\$76,265.99	\$47.84
WARKENTIN-SCOTT, JOHN	\$96,811.61	\$11.14
WARKENTIN-SCOTT, MARNIE	\$87,326.81	\$0.00
WARNER, LORRAINE E.	\$96,279.90	\$63.27
WATSON, BRIAN J	\$80,088.66	\$0.00
WATT, DARREN J.	\$133,440.65	\$0.00
WEBB, ANASTASIA M	\$80,918.89	\$0.00
WEBER, ANNETTE C	\$93,528.13	\$60.00
WEDEL, SHANNON	\$93,528.15	\$195.46
WEGENER, DIANA	\$93,528.17	\$46.59

**CHILLIWACK School District NO. 33**  
**FINANCIAL INFORMATION ACT REPORT**  
**July 1, 2020 to June 30, 2021**

**B. LIST OF EMPLOYEES WHOSE REMUNERATION EXCEEDS \$75,000**

WELCH, COLIN B.	\$95,708.50	\$0.00
WERNER, KRISTOFFER J	\$101,059.32	\$0.00
WESLEY, MORA S	\$95,708.65	\$1,130.94
WHITLAM, STACEY	\$95,708.66	\$0.00
WICKER, DANIELLE	\$135,252.78	\$476.94
WICKER, SEAN M.	\$142,698.47	\$2,562.99
WICKMAN, TODD L.	\$95,681.15	\$410.91
WIEBE, TRACEY	\$93,528.17	\$162.08
WIELER, GARY E.	\$96,203.53	\$0.00
WIELER, JENNIFER D.	\$87,326.84	\$0.00
WIENS, HARRY E.	\$93,528.18	\$0.00
WIENS, KELLY	\$93,528.18	\$566.89
WIENS, NICOLA	\$84,620.49	\$587.40
WIENS, SANDRA	\$93,528.17	\$250.67
WILEY, LAURIE	\$87,326.81	\$208.16
WILLIAMS, CONNIE	\$80,960.63	\$0.00
WILLIAMS, WAYNE G	\$99,320.20	\$129.50
WILLIAMSON, DARREN	\$87,292.56	\$0.00
WILLIS, VICKI J.	\$99,966.07	\$0.00
WILLMS, CLAYTON P	\$96,300.04	\$35.68
WILLMS, COLIN	\$87,301.80	\$0.00
WILNECHENKO, KEVIN	\$95,708.51	\$1,529.51
WILSON, KATIE	\$87,326.81	\$737.40
WILSON, TARA D.	\$87,326.76	\$103.94
WOJCIK, PAUL	\$96,095.24	\$56.67
WOOD, KANDACE	\$95,708.59	\$369.14
WOODRUFF, LAURA A.	\$95,708.58	\$0.00
WOODS, ANGELA	\$93,528.17	\$298.84
WOUDA, NATASHA T.A.	\$77,848.33	\$292.08
WRIGHTLY, MALLORIE M	\$90,461.24	\$1,356.64
WYKPIS, SONJA M	\$84,053.62	\$1,308.40
YILMAZ, LISA M	\$95,681.12	\$148.38
ZACHARIAS, JENNIFER L	\$76,868.03	\$900.91
ZENZEN, LINDA	\$87,721.41	\$0.00
ZULLO, PEDRO	\$87,030.88	\$0.00
ZUROWSKI, KIMBERLY H	\$80,904.14	\$0.00

-----  
TOTAL FOR EMPLOYEES

WHOSE REMUNERATION EXCEEDS \$75,000

\$62,275,855.90

\$318,963.82

=====

**CHILLIWACK School District NO. 33**  
**FINANCIAL INFORMATION ACT REPORT**  
**July 1, 2020 to June 30, 2021**

B. LIST OF EMPLOYEES WHOSE REMUNERATION EXCEEDS \$75,000

C. REMUNERATION TO EMPLOYEES PAID \$75,000 OR LESS

Total remuneration paid to employees where the amount  
paid to each employee was less than \$75,000

\$54,174,997.88

\$270,216.46

=====

D. EMPLOYER PORTION OF E.I. AND C.P.P.

\$6,259,492.63

The employer portion of Employment Insurance and  
Canada Pension Plan paid to the Receiver General of Canada:

=====



**School District  
Statement of Financial Information (SOFI)**

**School District No. 33 (Chilliwack)**

**Fiscal Year Ended June 30, 2021**

**STATEMENT OF SEVERANCE AGREEMENTS**

There were no severance agreements made between School District No.33 (Chilliwack) and its non-unionized employees during fiscal year 2020-2021.

Prepared as required by *Financial Information Regulation*, Schedule 1, subsection 6(7)

**School District  
Statement of Financial Information (SOFI)**

**School District No. 33 (Chilliwack)**

**Fiscal Year Ended June 30, 2021**

**SCHEDULE OF PAYMENTS MADE FOR THE PROVISION OF GOODS AND SERVICES**

<b>Name of Individual, Firm or Corporation</b>	<b>Total Amount Paid During Fiscal Year</b>
A	\$
B	
Z	
<b>Total</b> (Suppliers with payments exceeding \$25,000)	
<b>Total</b> (Suppliers where payments are \$25,000 or less)	
<b>Consolidated Total</b>	<b>\$</b>

Prepared as required by Financial Information Regulation, Schedule 1, section 7

CHILLIWACK S D NO. 33  
FINANCIAL INFORMATION ACT REPORT 2020-21

A. LIST OF SUPPLIERS WHERE PAYMENTS EXCEED \$25,000.00

SUPPLIER NAME =====	EXPENDITURE =====
A & G SUPPLY LTD.	\$489,088.30
A. CRAIG AND SON PAINTING	\$211,816.50
ALL ROADS CONTRUCTION LTD	\$25,683.00
AMAZON	\$426,856.00
AMERESCO CANADA INC.	\$26,985.00
AMERICAN INST. FOR FOREIGN STU	\$33,710.00
ANDREW SHERET LIMITED	\$32,717.43
ANIXTER CANADA INC	\$71,344.93
ANSER POWER SYSTEM SERVICING	\$25,708.43
APLIN & MARTIN CONSULTANTS LTD	\$36,755.59
APPLE CANADA INC. C3120	\$386,165.19
APPLY TO EDUCATION	\$34,254.47
ASM ASBESTOS SURVEYS & MANAGEM	\$51,423.72
ASSOCIATION OF SCHOOL TRANSPOR	\$35,634.38
ATMOSPHERE INTERIORS	\$43,123.33
AV SOLUTIONS	\$27,283.22
AXIS SYSTEMS GROUP	\$60,503.70
BARAGAR ENTERPRISES LTD.	\$41,632.50
BC HOUSING	\$37,482.40
BC HYDRO	\$1,073,490.87
BC PRINCIPALS&VICE PRINCIPALS	\$101,812.96
BC ROOF INSPECTIONS	\$35,647.50
BC SCHOOL TRUSTEES ASSOCIATION	\$51,629.72
BC TEACHERS FEDERATION	\$2,773,585.64
BESTBUY	\$63,800.26
BUSH, BOHLMAN & PARTNERS LLP	\$216,628.10
CANADIAN TIRE	\$25,653.88
CANADIAN WESTERN TRUST	\$143,901.00
CARROLL, JANET	\$120,008.00
CCECSS	\$39,506.70
CDN UNION PUBLIC EMPLOYEES LOC	\$479,490.67
CDW CANADA INC.	\$149,771.30
CHILLIWACK BOWLS OF HOPE	\$27,166.14
CHILLIWACK DECORATING	\$25,895.11
CHILLIWACK FORD SALES LTD	\$180,286.73
CHILLIWACK PRINCIPALS&VPRINCIP	\$25,244.50
CHILLIWACK ROOFING LTD.	\$97,208.48
CHILLIWACK TEACHERS' ASSOCIATI	\$1,076,498.81
CITY OF CHILLIWACK	\$847,576.35

CHILLIWACK S D NO. 33  
FINANCIAL INFORMATION ACT REPORT 2020-21

A. LIST OF SUPPLIERS WHERE PAYMENTS EXCEED \$25,000.00

SUPPLIER NAME =====	EXPENDITURE =====
CITY OF CHILLIWACK WATER & SEW	\$91,006.88
CLEARWEST	\$28,631.36
COMMISSIONER FOR TEACHERS PENS	\$18,597,411.25
CORIX UTILITIES INC.	\$28,246.94
COSTCO WHOLESALE	\$81,264.39
CRISIS PREVENTION INSTITUTE, I	\$29,435.49
D.G.MACLACHLAN LIMITED	\$98,275.72
D.G.S. CONSTRUCTION COMPANY LT	\$16,009,696.24
DESJARDINS FINANCIAL SECURITY	\$93,025.38
DOUBLETHINK INC.	\$26,635.35
DR. BRIAN ATKINSON INC.	\$39,960.00
DW DIV 10 SERVICES	\$61,795.98
DYNAMIC SPECIALTY VEHICLES	\$2,047,871.59
EECOL ELECTRIC (SASK.) LTD.	\$116,716.35
EMCO CORPORATION	\$435,266.48
ENVISION FINANCIAL	\$140,684.58
ESC AUTOMATION INC.	\$303,673.24
FALCON EQUIPMENT LTD	\$27,711.90
FAMILY SERVICES GREATER VANCOU	\$167,572.05
FIRST TRUCK CENTRE VANCOUVER I	\$65,008.96
FOCUSED EDUCATION RESOURCES SO	\$48,213.06
FOLLETT SCHOOL SOLUTIONS INC.	\$92,695.71
FOREMOST FENCING (2016 LTD)	\$93,890.44
FORTISBC-NATURAL GAS	\$626,034.06
FRASER VALLEY CUSTOM PRINTERS	\$113,434.23
FRIESEN YEARBOOKS	\$34,492.55
GESCAN	\$124,249.38
GIDNEY SIGNS INC.	\$27,874.56
GORDON FOOD SERVICE CANADA LTD	\$54,973.78
GRAND & TOY	\$101,613.26
GRIFFIN INVESTIGATION & SECURI	\$110,118.23
GUARD.ME INTERNATIONAL INSURAN	\$28,798.50
HABITAT SYSTEMS INCORPORATED	\$230,394.08
HALLMARK PROMOTIONS	\$92,763.81
HARRIS & COMPANY	\$80,353.82
HELMER CONTRACTING 2012	\$167,034.00
HOWE SOUND ENGINEERING LTD.	\$74,339.13
HTC CONTRACTING LTD	\$60,232.75
HUB INTERNATIONAL INSURANCE BR	\$116,508.00

CHILLIWACK S D NO. 33  
FINANCIAL INFORMATION ACT REPORT 2020-21

A. LIST OF SUPPLIERS WHERE PAYMENTS EXCEED \$25,000.00

SUPPLIER NAME =====	EXPENDITURE =====
HUNTER ENGINEERING	\$40,596.47
IND.ALLIANCE PACIFIC INSURANCE	\$33,741.97
INDIGO ONLINE	\$32,483.22
INTERIOR PORTABLE RENTALS LTD.	\$33,924.80
IOSECURE INTERNET OPERATIONS I	\$437,941.61
JARVIS ENGINEERING CONSULTANTS	\$238,330.56
JONATHAN FERRIS CONSULTING	\$43,586.23
JOO, CHUNSUB	\$28,140.00
KAHUNAVVERSE SPORTS GROUP INC.	\$56,134.86
KAL TIRE	\$28,352.97
KEN DEITCHER SALES CO.	\$27,046.33
KING'S MUSIC	\$37,880.85
KLASSEN, STEVE	\$31,425.00
KMS TOOLS & EQUIPMENT LTD.	\$64,729.00
KPMG LLP	\$33,962.25
LEETCH, BARBARA	\$44,343.15
LIN HAW INTERNATIONAL CO. LTD.	\$29,732.44
LONDON DRUGS	\$26,505.37
LORDCO PARTS LTD.	\$49,604.68
M3 ARCHITECTURE INC.	\$333,309.24
MACK KIRK ROOFING & SHEET META	\$177,022.46
MAINLAND BUILDING MOVERS LTD.	\$149,100.00
MAINLAND SUPER-VAC LTD.	\$33,130.65
MANULIFE FINANCIAL	\$169,205.09
MANULIFE SECURITIES	\$36,384.18
MIKE'S COMPUTER SHOP	\$48,214.81
MILLER THOMSON LLP	\$30,754.79
MINISTER OF FINANCE	\$178,282.50
MINISTER OF FINANCE/EHT	\$3,337,603.27
MORNEAU SHEPELL LTD.	\$84,254.97
MUNICIPAL PENSION PLAN	\$4,552,407.45
NELSON EDUCATION LTD.	\$56,309.12
NORICH ELECTRIC LTD.	\$141,618.60
NORTHERN COMPUTER INC.	\$1,232,539.43
OLYMPIC PROJECTS LTD.	\$1,135,885.68
OTTER FARM & HOME CO-OP	\$411,533.09
PACIFIC BLUE CROSS	\$3,388,476.25
PARADIGM SHIFT ACHIEVEMENT PLU	\$68,992.00
PEBT - IN TRUST	\$2,355,714.51

CHILLIWACK S D NO. 33  
FINANCIAL INFORMATION ACT REPORT 2020-21

A. LIST OF SUPPLIERS WHERE PAYMENTS EXCEED \$25,000.00

SUPPLIER NAME =====	EXPENDITURE =====
PINCHIN LTD	\$34,534.50
PIONEER BUILDING SUPPLIES LTD.	\$62,131.61
POINTBLANK INSTALLATIONS INC.	\$65,766.75
PR ASSOCIATES	\$81,573.98
PRAIRIECOAST EQUIPMENT INC.	\$65,834.00
PRECISION CRACK SEALING INC.	\$26,090.40
PRO ACTIVE HAZMAT & ENVIRONMEN	\$25,760.09
PROSSER, RAY	\$38,704.16
PROSTOCK ATHLETIC SUPPLY LTD	\$29,382.48
REAL CDN SUPERSTORE #1	\$94,241.08
RECEIVER GENERAL FOR CANADA	\$29,080,086.89
REDKITE CONSTRUCTION SERVICES	\$39,490.50
REDLINE REFRIGERATION	\$123,194.39
RICHELIEU HARDWARE CANADA LTD.	\$175,215.73
RICOH CANADA INC.	\$414,956.70
ROCKY POINT ENGINEERING LTD.	\$312,372.41
SAFIR & ASSOCIATES, LLC	\$25,117.43
SAPPHIRE CREATIVE INC.	\$86,056.91
SAPPHIRE SOUND INC.	\$169,588.10
SAVE ON FOODS ONLINE	\$77,480.94
SCHOLASTIC BOOK FAIRS	\$101,027.26
SCHOOL START INC.	\$37,397.36
SCHOOLHOUSE PRODUCTS INC.	\$36,327.31
SKYLINE ATHLETICS INC	\$31,014.03
SNOW CAP ENTERPRISES LTD.	\$27,640.25
SOFTCHOICE CORPORATION	\$173,466.68
SOLUTION TREE EDUCATION CANADA	\$44,304.06
SON, JINA	\$44,500.00
SOURCE OFFICE FURNISHINGS	\$35,579.88
SPORTFACTOR INC.	\$32,312.94
ST. JOHN AMBULANCE	\$28,571.38
STABL SHELTERS INC	\$53,166.37
STAPLES	\$46,487.36
STAPLES ADVANTAGE CANADA	\$356,885.70
STERLING FLEET OUTFITTERS	\$29,453.88
STO:LO SERVICE AGENCY	\$240,218.51
STRONG NATIONS PUBLISHING INC	\$49,834.90
STUDIO HUB ARCHITECTS LTD.	\$618,936.84
SYSCO FOOD SERVICES OF VANCOUV	\$106,772.36

CHILLIWACK S D NO. 33  
FINANCIAL INFORMATION ACT REPORT 2020-21

A. LIST OF SUPPLIERS WHERE PAYMENTS EXCEED \$25,000.00

SUPPLIER NAME =====	EXPENDITURE =====
T & T AUTO PARTS LTD	\$29,269.62
TALIUS	\$170,944.83
TC MEDIA LIVRES INC.	\$26,726.41
TEK TRUCK SERVICES ABBOTSFORD	\$61,121.35
TEKSMED SERVICES INC.	\$43,575.00
TELUS COMMUNICATIONS (B.C.) IN	\$99,219.26
TELUS MOBILITY INC. (BC)	\$106,091.85
THE FITNESS FACTORY	\$29,294.84
THE HOME DEPOT CANADA	\$68,422.70
TOM'S AUTO GLASS LTD.	\$45,245.76
TRANE CANADA T42324C	\$26,469.60
TRIUND MANAGEMENT CORPORATION	\$79,331.60
TYLER TECHNOLOGIES INC	\$139,299.53
ULINE CANADA CORP	\$32,740.01
UNITECH CONSTRUCTION MANAGEMEN	\$10,672,858.05
UNITED LIBRARY SERVICES INC.	\$34,041.75
UNIVERSITY OF THE FRASER VALLE	\$137,420.55
VANE LAWN & GARDEN SERVICES (1	\$30,378.75
VIVOS SOLUTIONS	\$28,000.00
W8 TRANSPORT LTD.	\$40,005.00
WMT SUPRCTR #3167	\$46,954.98
WASTE CONNECTIONS OF CANADA IN	\$243,910.10
WEP	\$109,289.00
WESTERN CAMPUS RESOURCES	\$27,396.84
WESTERN EQUIPMENT LTD	\$38,822.51
WESTERN UNION BUSINESS SOLUTIO	\$100,580.00
WOOD WYANT	\$171,590.89
WORKSAFE BC	\$939,812.40
WSP CANADA GROUP LTD.	\$26,735.65
WSP CANADA INC.	\$64,023.67
	-----
TOTAL FOR SUPPLIERS WHERE PAYMENTS EXCEED \$25,000.00	\$116,451,122.76
	=====

CHILLIWACK S D NO. 33  
FINANCIAL INFORMATION ACT REPORT 2020-21

A. LIST OF SUPPLIERS WHERE PAYMENTS EXCEED \$25,000.00

SUPPLIER NAME	EXPENDITURE
=====	=====

B. SUPPLIERS PAID \$25,000.00 OR LESS

Total amount paid to suppliers where the amount paid to each supplier was \$25,000.00 or less:	\$5,559,364.40
	=====



**CHILLIWACK School District NO. 33**  
**FINANCIAL INFORMATION ACT REPORT**  
**July 1, 2020 to June 30, 2021**

B. LIST OF EMPLOYEES WHOSE REMUNERATION EXCEEDS \$75,000

C. REMUNERATION TO EMPLOYEES PAID \$75,000 OR LESS

Total remuneration paid to employees where the amount  
paid to each employee was less than \$75,000

\$54,174,997.88

\$270,216.46

=====

D. EMPLOYER PORTION OF E.I. AND C.P.P.

\$6,259,492.63

The employer portion of Employment Insurance and  
Canada Pension Plan paid to the Receiver General of Canada:

=====

**School District No. 33 (Chilliwack)**  
**Statement of Financial Information (SOFI)**

**Explanation of Differences to Audited Financial Statements**

**Fiscal Year Ended June 30, 2021**

The salaries paid to employees as well as the payments disbursed to suppliers for goods and services and employee benefits premiums are disclosed on the audited financial statements as expenses, net revenues, capitalized costs or changes in accounts receivable and accounts payable.

The differences between the audited financial statements (Statement 2 – Statement of Operations) and the combined totals of the Schedule of Remuneration and Expenses and the Schedule of Payments Made of the Provision of Goods and Services are primarily as follows:

- Taxable benefits are included in the remuneration column of the Schedule of Remuneration and Expenses. The same amount is included in the Schedule of Payments Made for the Provision of Goods and Services for payments made to benefit providers.
- Accruals made at year-end for certain supplier costs and future employee benefits.
- Expenditures recovered from external organizations.
- Payments to suppliers include 100% of the Goods and Services tax, while expenditures in the financial statements are net of GST rebates.
- Depreciation of fixed assets is recorded as an expenditure on the Financial Statements whereas the Statement of Payments for the Provision of Goods and Services includes fixed asset expenditures which are capitalized on the Financial Statements.